



LedsC4




2023
Decorative
Collection

- N** New product
Produit nouveauté
- E** Essential product
Produit essentiel

Modular systems
Systèmes modulaires



Tubs Modular
P. 030

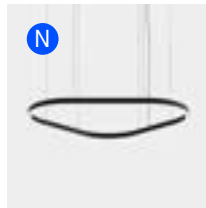


Deltatrack
P. 056

Pendants
Suspensions



Circular
P. 070



Geometric
P. 080



Levels
P. 088



Candle
P. 098



Ilargi
P. 110



Tubs
P. 116



Voiles
P. 120



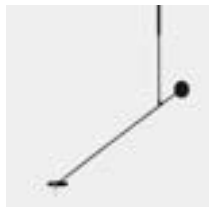
Catenaria
P. 126



Dew
P. 130



Alive
P. 136



Invisible
P. 140



Circ
P. 144



Shoemaker
P. 148



Saturn
P. 154



Hello
P. 155



Umbrella
P. 156



Prolix
P. 158



Khoi
P. 162



Noway
P. 164



Plat
P. 168



Glam
P. 172



Attic
P. 176



Super Attic
P. 190



Veneto
P. 196



Coco
P. 202



Caprice
P. 206



Nimes
P. 208



Net
P. 209



Stylus
P. 210




Bravo
P. 212



Cherry
P. 214



Bol
P. 218



Punto
P. 220




Mist
P. 224




Pipe
P. 226



Eclipse
P. 228




Napa
P. 230




Caribe
P. 234

Ceiling fixtures
Plafonniers



Levels
P. 238



Spark
P. 244




Caprice
P. 248



Vetro
P. 250



Bol
P. 251



Miso
P. 252


Ceiling lights with spotlight
Plafonniers-projecteurs



Prolix
P. 256



Simply
P. 260



Stylus
P. 262




Pipe
P. 263

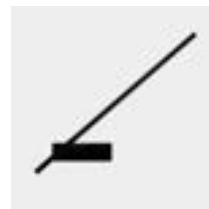
Wall fixtures
Appliques



Voiles
p. 266




Spark
P. 270



Tubs
P. 276



Big Bang
P. 280



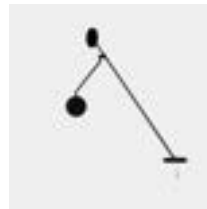
H
P. 282



Trip
P. 286



Trip Glass
P. 292



Invisible
P. 294



Attic
P. 296




Super Attic
P. 300




Ely
P. 304



Organic
P. 308



Veneto
P. 309




Bloom
P. 310




Drone
P. 312



Vetro
P. 314

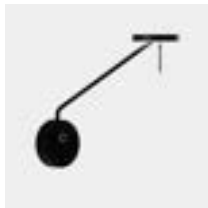


Siena Led
P. 315



Nude
P. 316

Wall lights with reading light
Appliques avec liseuse



Invisible
P. 320



E-lamp
P. 322



E-lamp Mini
P. 324



Chic
P. 326



Hall Slim
P. 328



Gamma
P. 330



Gamma Mini
P. 332



Gamma USB
P. 333



Gamma SR
P. 334




Gamma 336
P. 336




Lire
P. 338



Radar
P. 339



Simply
P. 340



Stylus
P. 342



Pipe
P. 344




Funk
P. 344



Ivy
P. 345



Bed
P. 346



Link
P. 348



Tip
P. 349

Wall lights with shade
Appliques avec abat-jour



Hall Slim Screen
P. 350



Screen
P. 352



Clip
P. 354




Metrica
P. 356

Architectural wall lights
Appliques architecturales



Room
P. 360



Prime
P. 362



Bend
P. 363



Kub
P. 364



Fino
P. 366



Duna
P. 368



Neu
P. 369



Oval
P. 370




Jet
P. 371




Lia Led
P. 372



Lia
P. 373




Ges
P. 374



Ges Circular
p. 375

Table lamps
Lampes de table



Levels
P. 378



Ilargi
P. 384



Tubs
P. 386



Big
P. 390



H
P. 392



Woody
P. 394

Table lamps with flexion
Lampes à poser avec liseuse



Invisible
P. 396



Organic
P. 398



Funk
P. 399




E-lamp
P. 400




Gamma
P. 402




Elva
P. 403



Queen
P. 404



Simply
P. 405



Nude
P. 406

Table lamps with shade
Lampes à poser avec abat-jour



Premium
P. 412



Hall
P. 414



Clip
P. 416




Metrica
P. 418

Portable table lamps
Lampes à poser portables




Cocktail
P. 420



Portobello
P. 426

Floor lamps
Lampadaires



Levels
P. 434



Noway
P. 438



H
P. 444



Tubs
P. 446



Circ
P. 448



Invisible
P. 450



Gamma
P. 452



Organic
P. 453



Funk
P. 454



Woody
P. 455



Nude
P. 456

Floor lamps with shade
Lampadaires avec abat-jour




Premium
P. 460



Hall
P. 461




Clip
P. 462



Metrica
P. 464

Bath
Salle de bains



Bloom
P. 468



Dresde Led
P. 470



Toi Led
P. 472




Toilet Slim
P. 474



Toilet Q
P. 476



Dec
P. 477



Mist
P. 478



Vetro
P. 480



Circle
P. 481



Loop
P. 482



Reflex Square
P. 484



Reflex Round
P. 485



Vanity
P. 486


Index of
collections

Index des
collections

Tubs



P. 116
Pendants
Suspensions



P. 276
Wall fixtures
Appliques

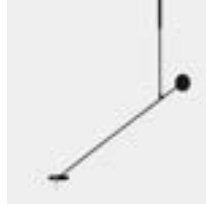


P. 386
Table lamps
Lampes de table

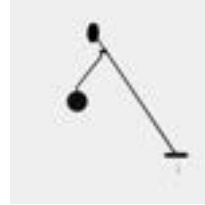


P. 446
Floor lamps
Lampadaires

Invisible



P. 140
Pendants
Suspensions



P. 294
Wall fixtures
Appliques



P. 320



P. 396
Table lamps
Lampes de table



P. 450
Floor lamps
Lampadaires

Attic / Super Attic



P. 176
Pendants
Suspensions



P. 190



P. 296
Wall fixtures
Appliques



P. 300

E-lamp / E-lamp Mini



P. 322
Wall fixtures
Appliques



P. 324



P. 400
Table lamps
Lampes de table

Levels



P. 088
Pendants
Suspensions



P. 238
Ceiling fixtures
Plafonniers



P. 378
Table lamps
Lampes de table



P. 434
Floor lamps
Lampadaires

Stylus



P. 210
Pendants
Suspensions



P. 262
Ceiling fixtures
Plafonniers



P. 342
Wall fixtures
Appliques

Pipe



P. 226
Pendants
Suspensions



P. 263
Ceiling fixtures
Plafonniers



P. 343
Wall fixtures
Appliques

Simply



P. 260
Ceiling fixtures
Plafonniers




P. 340
Wall fixtures
Appliques



P. 405
Table lamps
Lampes de table

Organic



P. 308
Wall fixtures
Appliques



P. 398
Table lamps
Lampes de table



P. 453
Floor lamps
Lampadaires

Nude



P. 316
Wall fixtures
Appliques



P. 406
Table lamps
Lampes de table




P. 456
Floor lamps
Lampadaires

Gamma



P. 330
Wall fixtures
Appliques



P. 332



P. 333


Gamma



P. 334
Wall fixtures
Appliques



P. 336



P. 402
Table lamps
Lampes de table



P. 452
Floor lamps
Lampadaires

Funk



P. 344
Wall fixtures
Appliques



P. 399
Table lamps
Lampes de table



P. 454
Floor lamps
Lampadaires

Clip



P. 354
Wall fixtures
Appliques



P. 416
Table lamps
Lampes de table



P. 462
Floor lamps
Lampadaires

H



P. 282
Wall fixtures
Appliques



P. 392
Table lamps
Lampes de table



P. 444
Floor lamps
Lampadaires

Our designers

Nos designers



Joel Karlsson, Krook&Tjäder Design



Luca Turrini



Nahrang Studio



Yonoh



Wis Design



Francesc Vilaró




Gemma Bernal



Céline Wright



Iratzoki Lizaso



Jordi Llopis



Benedito Design



Josep Patsí



Oriol Llahona



Àlex & Manel Llusçà

Light for better living

Quality light enhances the spaces it illuminates, stirs emotions and changes the perception of a space, shaping it with its silent presence. Good light accompanies and looks after you, enhances well-being and improves people's quality of life.

Our lighting culture is our passion for exploring its possibilities, understanding it, creating it and experiencing it, and this ambition is reflected in our solutions that strike the optimal balance between quality, design, technology, service and care for the environment.

We have more than 50 years of experience manufacturing and designing lighting products and offering a comprehensive service for all phases of very diverse lighting projects, both indoor and outdoor, to make quality light as easy as possible.

La lumière de qualité améliore les espaces qu'elle éclaire, provoque des émotions et change la perception d'un espace, le façonnant avec sa présence silencieuse. La bonne lumière accompagne et protège, contribue au bien-être et améliore la qualité de vie des personnes.

Notre culture de la lumière se traduit par la passion pour explorer ses possibilités, la comprendre, l'expérimenter et créer de solutions offrant le meilleur équilibre entre qualité, design, technologie, service et respect de l'environnement.

Nous avons plus de 50 ans d'expérience dans la fabrication et la conception de produits et l'offre d'un service d'accompagnement dans toutes les phases d'éclairage d'un large éventail de projets, à l'intérieur et à l'extérieur, pour rendre l'éclairage de qualité aussi facile que possible.

Quality light enhances the spaces it illuminates.

La lumière de qualité améliore les espaces qu'elle éclaire.





Courage and commitment since the beginning

Courage et engagement dès l'origine

LedsC4 is based in Torà, a rural town in La Segarra, Lleida. Surrounded by a natural landscape, we got our start working with wrought iron, which was the material the company's first luminaire was designed with more than 50 years ago.

With curiosity, courage and a desire to follow a path where innovation is our motivation, experimentation is, for us, our hallmark and part of our DNA.

After pioneering the introduction of halogen lamps and LEDs with our alabaster designs, we now have several innovation and product development centres and distribute in over 140 countries, while remaining true to our identity and our surroundings.

LedsC4 a son siège à Torà, une commune rurale située dans le canton de La Segarra (province de Lleida - Catalogne). Entourées d'un paysage naturel, nos origines remontent au fer forgé, un matériau qui a servi pour concevoir le premier luminaire de l'entreprise, il y a plus de 50 ans.

Avec la curiosité, le courage et la volonté d'emprunter un chemin où l'innovation est une motivation, l'expérimentation est pour nous un signe qui nous caractérise et fait partie de notre ADN.

Après avoir été les pionniers de l'introduction des lampes halogènes et des LED, avec des designs réalisés en albâtre, aujourd'hui, avec plusieurs centres d'innovation et de développement de produits et une distribution dans plus de 140 pays, nous restons fidèles à notre identité et à notre environnement.

Innovation is motivation.
L'innovation c'est la motivation.

Design, quality and technology

Design, qualité et technologie

Our solutions are developed by technical and decorative lighting experts, who work to achieve the highest quality standards.

LedsC4 technicians and engineers collaborate with lighting designers, landscapers and interior designers from the conceptualisation of the product to the mechanical engineering for its installation, through to the volumetric and technological design, the selection of materials and the modelling; all of this following eco-design criteria with a view to ensuring maximum energy efficiency and the recyclability of the products and their components.


Nos solutions sont créées par des experts en éclairage technique et décoratif qui travaillent en suivant des critères de qualité stricts.

Les techniciens et ingénieurs de LedsC4 collaborent avec des designers et des concepteurs d'éclairage, internes et externes, pour développer depuis la conceptualisation du produit jusqu'à l'ingénierie mécanique de son installation, en passant par le design volumétrique et technologique, la sélection des matériaux et le modelage, le tout en suivant des critères d'éco-conception qui recherchent l'efficacité énergétique maximale et la recyclabilité du produit et de ses composants.

The designers we work with evolve our portfolio with their personal approach to lighting, sharing our passion and how we understand it.

Les designers complètent notre portefeuille avec leur vision personnelle de la lumière, en partageant notre passion et la manière de la comprendre.





Technology for advanced and efficient lighting

Une technologie pour un éclairage de pointe et efficace

Our history and experience in lighting allows us to offer advanced, efficient lighting solutions developed by our innovation departments, with digital services and control and connectivity technology.

Notre parcours et notre expérience en éclairage nous permettent de proposer des solutions d'éclairage de pointe et efficaces, conçues par nos départements d'innovation, avec des services numériques et une technologie de contrôle et de connectivité.

Control and connectivity

Contrôle et connectivité

75% of our catalogue is connective.

75 % de notre catalogue est connecté.



Continuous innovation

Innovation continue

Providing you with controlled and efficient solutions.

Nous proposons de solutions contrôlées et efficaces.



We consider all processes

Nous veillons sur l'ensemble des processus

We painstakingly consider all processes, from development to design, manufacturing and quality testing, to delivery and installation, offering at all times a fast, effective and easy service.

We have a production centre in Torà and a Design and Innovation Centre in Madrid, which specialises in devising retail and integrative solutions that meet quality demands and adapt to the circadian rhythm to ensure people's well-being in different settings.

Nous veillons minutieusement sur l'ensemble des processus, du développement à la livraison et à l'installation, en passant par la conception, la fabrication et les tests de qualité, en offrant un service rapide, efficace et facile.

Nous disposons d'un centre de production à Torà et d'un centre de conception et d'innovation à Madrid, spécialisé dans la vente au détail et les solutions intégrées qui répondent à la demande de qualité et d'adaptation au rythme circadien pour le bien-être des personnes dans différentes applications.





Lighting projects and customisation

Projets d'éclairage et personnalisation

Our lighting projects team conceptualises the lighting of a space, considering the intentions and emotions that need to be conveyed. Based off this moodboard, a light calculation is carried out in which the most suitable luminaires are selected to achieve the goals for the environment, both in terms of the amount of light and positioning as well as the technical lighting features.

In addition to standard projects, we also cater to customised projects requiring bespoke and flexible solutions. At our Torà production centre, we customise the colours and adapt the technical characteristics of the product and its installation when necessary. At our Design and Innovation Centre in Madrid, we devise 100% customised and tailor-made projects.

Notre équipe de projets d'éclairage conceptualise la lumière d'un espace en tenant compte des intentions et des émotions à transmettre. À partir de ce mood board, un calcul d'éclairage est effectué, dans lequel les luminaires les plus appropriés pour atteindre l'objectif marqué du décor sont détaillés, aussi bien la quantité que la position et les caractéristiques technologiques et lumineuses.

Outre les projets standard, nous aborderons également des projets personnalisés dans lesquels des solutions personnalisées et flexibles sont requises. Dans notre centre de production de Torà, nous réalisons la personnalisation de couleur et adaptons les caractéristiques techniques du produit et son installation si nécessaire. Dans le centre de conception et d'innovation de Madrid, nous abordons des projets 100 % personnalisés et sur mesure.

Each lighting project is unique, so we create flexible and adaptable solutions.

Chaque projet d'éclairage est unique, de sorte que nous créons des solutions flexibles et adaptables.



Sustainability and social commitment Durabilité et engagement social

Looking after and protecting our surrounding area, with the aim of generating a positive impact, is one of the missions we work towards as part of our daily activity.

Préserver notre environnement, le respecter, ayant pour but de générer un impact positif, est l'un des objectifs de notre quotidien.



We're bidding farewell to 2022 with:

Nous achevons 2022 avec :

- 98% fixed-employment contracts.
98 % de contrats fixes.
- More than 90% of luminaires are now segregable and come with a replaceable LED and driver.
Plus de 90 % de luminaires sont séparables et avec des LED et des drivers remplaçables.
- 28.300 kg less cardboard and 505 kg less plastic in packaging.
Une réduction de 28 300 kg de carton et de 505 kg d'emballages en plastique.
- EPD Environmental Declaration Certificate.
Certification de déclaration environnementale EPD.
- EcoVadis Gold Medal in Sustainability.
Médaille d'or d'EcoVadis en matière de durabilité.



Our roadmap for 2026 is:

Notre feuille de route pour 2026 est la suivante :

- 100% staff trained in good environmental practices.
100 % du personnel formé aux bonnes pratiques environnementales.
- 100% sustainable packaging.
100 % de packaging durable.
- 60% dimmable luminaires.
60 % de luminaires réglables.
- 95% segregable luminaires.
95 % de luminaires séparables.
- 65% of luminaires built with recyclable material.
65 % des luminaires fabriqués avec un matériau recyclable.
- 15% reduction in carbon footprint.
15 % de réduction de l'empreinte carbone.
- Photovoltaic panels installed in the main production centres.
Installation de plaques photovoltaïques dans les principaux centres de production.
- 30% of models should have an environmental certification.
30 % des références ont une certification environnementale.



Brand Corner



350 M\$



15
production
centers
centres de
production



2000
Staff
Personnel



+140
Countries with
Leds C4 projects
Pays avec des
projets Leds C4

LedsC4 is part of Brand Corner industrial group, a dynamic family business group founded in 1987 with a large international presence and global business vision.

Brand Corner has an international team of more than 1,500 professionals developing projects all over the world, bringing together companies in a wide range of sectors including lighting, furniture, construction, household appliances, packaging, security systems, sanitary equipment, gas and oil, plastic injection moulding and cardboard.

www.brandcorner.es

LedsC4 appartient au groupe industriel Brand Corner, une entreprise dynamique au noyau familial et entrepreneurial fondée en 1987, qui a une large présence internationale et une vision commerciale globale.

Brand Corner s'appuie sur une équipe internationale de plus de 1 500 professionnels qui développent des projets dans le monde entier, réunissant des entreprises qui opèrent dans des secteurs aussi divers que l'éclairage, le mobilier, la construction, le petit électroménager, le packaging, les systèmes de sécurité, les équipements sanitaires, le gaz et le pétrole, l'injection plastique et l'emballage.

www.brandcorner.es

bover
barcelona lights

LedsC4

CARANDINI

HORMIPRESA

vmédica

INDOX

FIGUERAS GROUP

Resol

VILAGRASA

b&b
trends


precintia

Andulados
carme, S.L.

plasfur



Modular
systems
Systèmes
modulaires





+ Tubs Modular

Tubs Modular



Modularity and customisation

Tubs is a living system that forms a structural whole in the space, with shapes that conform to the architecture and its geometries. Its wide array of components allows you to create infinite combinations, both linear or curved, which can be extended horizontally or vertically, with the possibility of more than one level of suspension. Technical quality and decorative exquisiteness converse in perfect harmony in this piece that meets the expectations for freedom of the most discerning designers, thanks to the configurator option, where the only limit is your imagination.

Modularité et personnalisation

Tubs est un système vivant qui compose un ensemble structurel dans l'espace, avec des formes adaptées à l'architecture et à ses géométries. Sa grande variété de composants permet de créer des combinaisons infinies, linéaires ou courbes, qui se développent horizontalement ou verticalement, avec la possibilité de plus d'un niveau de suspension. Qualité technique et finesse décorative dialoguent en parfaite harmonie dans ce modèle qui répond aux attentes de liberté des designers exigeants, grâce à l'option Configurateur, dont la seule limite est l'imagination.



Perfect balance between technical lighting and a decorative solution.
Équilibre parfait entre éclairage technique et solution décorative.

Tubs Modular



Configure your luminaire
Configurez votre luminaire

Light tubes

Tubes lumineux

605 mm



900 mm



1200 mm



1495 mm



Curve Ø 600mm

Courbe Ø 600mm



Tracks

Rails

50 mm



900 mm



1495 mm

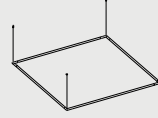


Installation

Installation

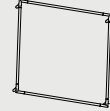
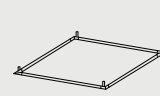
CEILING
PLAFOND

Pendant
Suspension



CEILING AND WALL
PLAFOND ET MUR

Surface-mounted
Surface



Connectors for light tubes

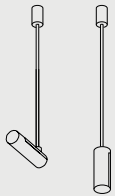
Connecteurs pour tubes lumineux

Initial/End connector

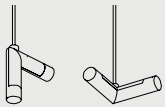
Connecteur initial/final

Junction connector

Connecteur de raccord



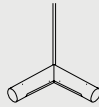
90°



120°



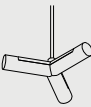
135°



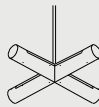
Flexo
Flexible



Triple
Triple



Quadruple
Quadruple



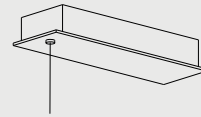
Type of ceiling rose

Type de patère

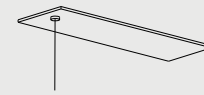
CEILING

PLAFOND

Surface-mounted
Surface



Built-in
Encastré

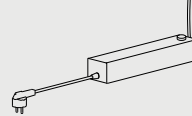


Mini built-in*
Mini encastré*



WALL
MUR

Potentiometer
Potentiomètre



Mini built-in*
Mini encastré*



*Rear access is required for this installation.
*Un accès arrière est requis pour cette installation.

Power supply


Source d'alimentation

ON/OFF	105 W	DALI	105 W
ON/OFF	180 W	DALI	180 W
ON/OFF	320 W	DALI	320 W

Track connectors

Connecteurs pour rails

Level connector
Connecteur entre niveaux



Track accessories

Accessoires pour rails

Honeycomb

Avec panneau en nid d'abeille



Sphere

Sphère



Sphere

Sphère



Disc

Disque



Disc

Disque



Spotlight

Projecteur



Transparent
Transparent

Opal
Opale

Transparent
Transparent

Opal
Opale




Possibility of creating compositions with different levels of vertical suspension.
Possibilité de créer des compositions à différents niveaux de suspension verticale.





Recessed installation.
Installation encastré.




Recessed installation.
Installation encastré.




Wall-mounted installation.
Installation en surface.



Wall-mounted installation.
Installation en surface.



Remote installation with mini rosette.
Installation à distance avec mini rosace.



Remote installation with mini rosette.
Installation à distance avec mini rosace.

Hanging structures that can either be surface-mounted or installed as pendants, with different ceiling rose options.

Structures suspendues avec possibilité d'installation en surface ou suspension et différentes options de patère.



Customisable installations through special projects.
Des installations personnalisables à travers des projets spéciaux.



Tubs Modular has accessories in different finishes.
Tubs Modular propose des accessoires de différentes finitions.




The versatility of the Tubs Modular components and accessories allow you to create unique compositions.

La polyvalence des composants et accessoires de Tubs Modular permet de créer des compositions uniques.



Fixing system for pendants.
Système de fixation pour suspensions.



Flexible connector that allows you to create a wide variety of compositions.
Connecteur flexible qui permet de créer une grande variété de compositions.





Customisable projects through the Configurator.
Projets personnalisables grâce au Configurateur.





360° rotation of the point of light.
Rotation de 360° du point lumineux.





GA-GA ●

GB-GB ●

With the felt panels, you can create customisable compositions, providing the installation with sound-absorbing properties. Avec les panneaux de feutre, il est possible de créer des compositions personnalisables en ajoutant des caractéristiques d'absorption acoustique à l'installation.



GP-01 ●*

GP-028 ●*



GP-22 ●*

GP-07 ●*

Common accs. not included

Acc. Communs non inclus

Standard colours

Couleurs standard

	Code	Finishing
	71 - 8498 - GA - GA - GB - GB	

	Code	Finishing
	71 - 8497 - GA - GA - GB - GB	

Special colours on request*

Couleurs spéciales sur demande*

	Code	Finishing
	01	*
	03	*
	05	*
	71 - 8498 - GP - 07	*
	12	*
	22	*
	28	*

	Code	Finishing
	01	*
	03	*
	05	*
	71 - 8497 - GP - 07	*
	12	*
	22	*
	28	*

*Order subject to a minimum of units, check conditions and delivery times with our sales team

*Commande soumise à un minimum d'unités, vérifier les conditions et les délais de livraison avec notre équipe commerciale





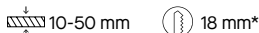
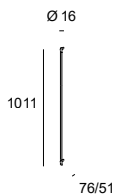
Installation with potentiometer
Installation avec potentiomètre



Remote installation with mini built-in ceiling rose
Installation à distance avec monture mini encastré

Tubs Modular Wall Fixture Lineal Simple

BODY MAT	DIF MAT		50000h	3	
AL	PMMA		L80 B20	MacAdam	



*For remote installation only.
Pour installation à distance uniquement.

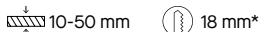
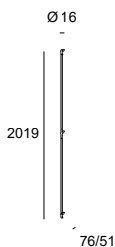
LED | K 3000 | CRI 90 | W Total 15.4 | Real Lm 1127

- 05 Black Noir
- M1 Opal white Blanc opale

	Structure	Difussor	Code
PWM 100-240V	05 ●	M1 ○	05-8249-05-M1
ON-OFF 100-240V	05 ●	M1 ○	05-A015-05-M1
DALI 100-240V	05 ●	M1 ○	05-A022-05-M1

Tubs Modular Wall Fixture Lineal Double

BODY MAT	DIF MAT		50000h	3	
AL	PMMA		L80 B20	MacAdam	



*For remote installation only.
Pour installation à distance uniquement.

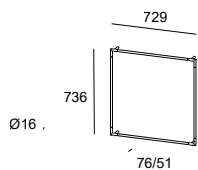
LED | K 3000 | CRI 90 | W Total 31 | Real Lm 2254

- 05 Black Noir
- M1 Opal white Blanc opale

	Structure	Difussor	Code
PWM 100-240V	05 ●	M1 ○	05-8250-05-M1
ON-OFF 100-240V	05 ●	M1 ○	05-A016-05-M1
DALI 100-240V	05 ●	M1 ○	05-A023-05-M1

Tubs Modular Wall Fixture Square

BODY MAT	DIF MAT		50000h	3	
AL	PMMA		L80 B20	MacAdam	



*For remote installation only.
Pour installation à distance uniquement.

LED | K 3000 | CRI 90 | W Total 40.7 | Real Lm 3008

- 05 Black Noir
- M1 Opal white Blanc opale

	Structure	Difussor	Code
PWM 100-240V	05 ●	M1 ○	05-8255-05-M1
ON-OFF 100-240V	05 ●	M1 ○	05-A013-05-M1
DALI 100-240V	05 ●	M1 ○	05-A020-05-M1



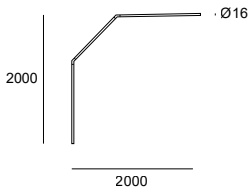
Ceiling rose surface-mounted/ built-in
Monture surface/ encastré



Remote installation with mini built-in ceiling rose
Installation à distance avec monture mini encastré


Tubs Modular Wall Fixture Combination

BODY MAT	DIF MAT		50000h	3	
AL	PMMA		L80 B20	MacAdam	



LED | K 3000 | CRI 90 | W Total 56.5 | Real Lm 4133

- 05 Black Noir
- M1 Opal white Blanc opale

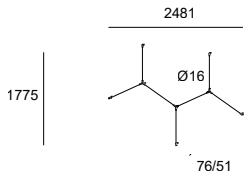


*For remote installation only.
Pour installation à distance uniquement.

	Structure	Difussor	Code
PWM 100-240V	05 ●	M1 ○	05-A017-05-M1
ON-OFF 100-240V	05 ●	M1 ○	05-A018-05-M1
DALI 100-240V	05 ●	M1 ○	05-A019-05-M1


Tubs Modular Wall Fixture Molecular

BODY MAT	DIF MAT		50000h	3	
AL	PMMA		L80 B20	MacAdam	



LED | K 3000 | CRI 90 | W Total 71 | Real Lm 5264

- 05 Black Noir
- M1 Opal white Blanc opale

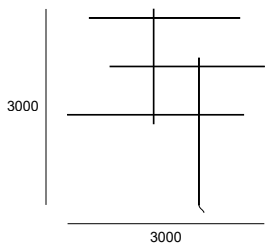


*For remote installation only.
Pour installation à distance uniquement.

	Structure	Difussor	Code
PWM 100-240V	05 ●	M1 ○	05-8279-05-M1
ON-OFF 100-240V	05 ●	M1 ○	05-A014-05-M1
DALI 100-240V	05 ●	M1 ○	05-A021-05-M1


Tubs Modular Wall Fixture Reticle

BODY MAT	DIF MAT		50000h	3	
AL	PMMA		L80 B20	MacAdam	



LED | K 3000 | CRI 90 | W Total 164 | Real Lm 12027

- 05 Black Noir



	Structure	Difussor	Code
ON-OFF 100-240V	05 ●	M1 ○	05-A024-05-M1
DALI 100-240V	05 ●	M1 ○	05-A025-05-M1



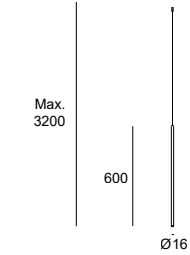
Ceiling rose surface-mounted/ built-in
Monture surface/ encastré



Remote installation with mini built-in ceiling rose
Installation à distance avec monture mini encastré

Tubs Modular Single 600mm

BODY MAT	DIF MAT		50000h	3	
AL	PMMA		L80 B20	MacAdam	



- 10-50 mm
- 87 × 244 mm (00-A088)
- 84 × 314 mm (00-A089)
- 18 mm

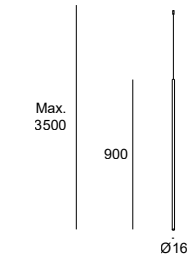
LED | K 3000 | CRI 90 | W Total 10 | Real Lm 752

- 05 Black Noir
- M1 Opal white Blanc opale

	Structure	Difussor	Code
	ON-OFF 220-240V	05 ● M1 ○	00-A088-05-M1
	DALI 100-240V	05 ● M1 ○	00-A089-05-M1
	ON-OFF 100-240V	05 ● M1 ○	00-A090-05-M1
	DALI 100-240V	05 ● M1 ○	00-A091-05-M1

Tubs Modular Single 900mm

BODY MAT	DIF MAT		50000h	3	
AL	PMMA		L80 B20	MacAdam	



- 10-50 mm
- 87 × 244 mm (00-A092)
- 108 × 314 mm (00-A093)
- 18 mm

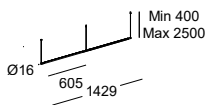
LED | K 3000 | CRI 90 | W Total 15 | Real Lm 1127

- 05 Black Noir
- M1 Opal white Blanc opale

	Structure	Difussor	Code
	ON-OFF 220-240V	05 ● M1 ○	00-A092-05-M1
	DALI 100-240V	05 ● M1 ○	00-A093-05-M1
	ON-OFF 100-240V	05 ● M1 ○	00-A094-05-M1
	DALI 100-240V	05 ● M1 ○	00-A095-05-M1

Tubs Modular Lineal Double

BODY MAT	DIF MAT		50000h	3	
AL	PMMA		L80 B20	MacAdam	



- 10-50 mm
- 84 × 314 mm (00-8248)
- 87 × 244 mm (00-8292)
- 18 mm

LED | K 3000 | CRI 90 | W Total 20.5 | Real Lm 1504

- 05 Black Noir
- M1 Opal white Blanc opale

	Structure	Difussor	Code
	DALI 100-240V	05 ● M1 ○	00-8248-05-M1
	ON-OFF 220-240V	05 ● M1 ○	00-8292-05-M1
	DALI 100-240V	05 ● M1 ○	00-A058-05-M1
	ON-OFF 100-240V	05 ● M1 ○	00-A060-05-M1



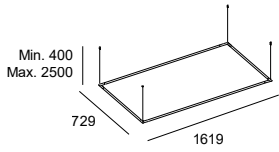
Ceiling rose surface-mounted/ built-in
Monture surface/ encastré



Remote installation with mini built-in ceiling rose
Installation à distance avec monture mini encastré

Tubs Modular Rectangular Horizontal

BODY MAT	DIF MAT		50000h	3	
AL	PMMA		L80 B20	MacAdam	



LED | K 3000 | CRI 90 | W Total 74.5 | Real Lm 5260

- 05 Black Noir
- M1 Opal white Blanc opale

10-50 mm

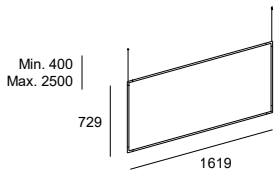
84 × 314 mm (00-8261)
87 × 244 mm (00-8296)

18 mm

	Structure	Difussor	Code
	DALI 100-240V	05 ● M1 ○	00-8261-05-M1
	ON-OFF 220-240V	05 ● M1 ○	00-8296-05-M1
	DALI 100-240V	05 ● M1 ○	00-A055-05-M1
	ON-OFF 100-240V	05 ● M1 ○	00-A061-05-M1

Tubs Modular Rectangular Vertical

BODY MAT	DIF MAT		50000h	3	
AL	PMMA		L80 B20	MacAdam	



LED | K 3000 | CRI 90 | W Total 74.5 | Real Lm 5260

- 05 Black Noir
- M1 Opal white Blanc opale

10-50 mm

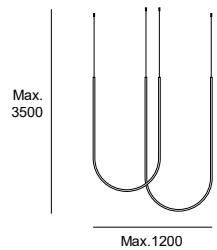
84 × 314 mm (00-8271)
87 × 244 mm (00-8299)

18 mm

	Structure	Difussor	Code
	DALI 100-240V	05 ● M1 ○	00-8271-05-M1
	ON-OFF 220-240V	05 ● M1 ○	00-8299-05-M1
	DALI 100-240V	05 ● M1 ○	00-A054-05-M1
	ON-OFF 100-240V	05 ● M1 ○	00-A062-05-M1

Tubs Modular Double Arch

BODY MAT	DIF MAT		50000h	3	
AL	PMMA		L80 B20	MacAdam	



LED | K 3000 | CRI 90 | W Total 82 | Real Lm 6118


- 05 Black Noir
- M1 Opal white Blanc opale

10-50 mm

87 × 244 mm (00-A072)
108 × 314 mm (00-A073)

18 mm

	Structure	Difussor	Code
	ON-OFF 220-240V	05 ● M1 ○	00-A072-05-M1
	DALI 100-240V	05 ● M1 ○	00-A073-05-M1
	ON-OFF 100-240V	05 ● M1 ○	00-A074-05-M1
	DALI 100-240V	05 ● M1 ○	00-A075-05-M1



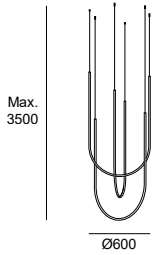
Ceiling rose surface-mounted/ built-in
Monture surface/ encastré



Remote installation with mini built-in ceiling rose
Installation à distance avec monture mini encastré

Tubs Modular Triplex Arch Cross

BODY MAT	DIF MAT		50000h	3	
AL	PMMA		L80 B20	MacAdam	



10-50 mm

87 × 244 mm (00-A076)
108 × 314 mm (00-A077)

18 mm

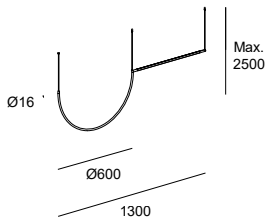
LED | K 3000 | CRI 90 | W Total 136 | Real Lm 10302

● 05 Black Noir
○ M1 Opal white Blanc opale

	Structure	Difussor	Code
ON-OFF 220-240V	05 ●	M1 ○	00-A076-05-M1
DALI 100-240V	05 ●	M1 ○	00-A077-05-M1
ON-OFF 100-240V	05 ●	M1 ○	00-A078-05-M1
DALI 100-240V	05 ●	M1 ○	00-A079-05-M1

Tubs Modular Lineal Single With Arch

BODY MAT	DIF MAT		50000h	3	
AL	PMMA		L80 B20	MacAdam	



10-50 mm

87 × 244 mm (00-A064)
108 × 314 mm (00-A065)

18 mm

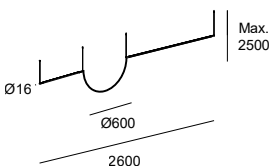
LED | K 3000 | CRI 90 | W Total 31 | Real Lm 2307

● 05 Black Noir
○ M1 Opal white Blanc opale

	Structure	Difussor	Code
ON-OFF 220-240V	05 ●	M1 ○	00-A064-05-M1
DALI 100-240V	05 ●	M1 ○	00-A065-05-M1
ON-OFF 100-240V	05 ●	M1 ○	00-A066-05-M1
DALI 100-240V	05 ●	M1 ○	00-A067-05-M1

Tubs Modular Lineal Double With Arch

BODY MAT	DIF MAT		50000h	3	
AL	PMMA		L80 B20	MacAdam	



10-50 mm


87 × 244 mm (00-A068)
108 × 314 mm (00-A069)

18 mm

LED | K 3000 | CRI 90 | W Total 46 | Real Lm 3435

● 05 Black Noir
○ M1 Opal white Blanc opale

	Structure	Difussor	Code
ON-OFF 220-240V	05 ●	M1 ○	00-A068-05-M1
DALI 100-240V	05 ●	M1 ○	00-A069-05-M1
ON-OFF 100-240V	05 ●	M1 ○	00-A070-05-M1
DALI 100-240V	05 ●	M1 ○	00-A071-05-M1



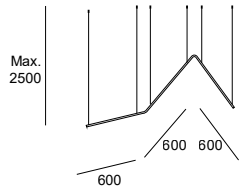
Ceiling rose surface-mounted/ built-in
Monture surface/ encastré



Remote installation with mini built-in ceiling rose
Installation à distance avec monture mini encastré

Tubs Modular Lineal Triangular

BODY MAT	DIF MAT		50000h	3	
AL	PMMA		L80 B20	MacAdam	



LED | K 3000 | CRI 90 | W Total 31 | Real Lm 2256

- 05 Black Noir
- M1 Opal white Blanc opale

10-50 mm

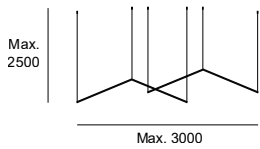
87 × 244 mm (00-A080)
108 × 314 mm (00-A081)

18 mm

		Structure	Difussor	Code
	ON-OFF 220-240V	05 ●	M1 ○	00-A080-05-M1
	DALI 100-240V	05 ●	M1 ○	00-A081-05-M1
	ON-OFF 100-240V	05 ●	M1 ○	00-A082-05-M1
	DALI 100-240V	05 ●	M1 ○	00-A083-05-M1

Tubs Modular Double Triangular

BODY MAT	DIF MAT		50000h	3	
AL	PMMA		L80 B20	MacAdam	



LED | K 3000 | CRI 90 | W Total 31 | Real Lm 2254

- 05 Black Noir
- M1 Opal white Blanc opale

10-50 mm

87 × 244 mm (00-A084)
108 × 314 mm (00-A085)

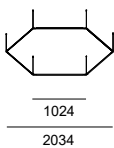
18 mm

		Structure	Difussor	Code
	ON-OFF 220-240V	05 ●	M1 ○	00-A084-05-M1
	DALI 100-240V	05 ●	M1 ○	00-A085-05-M1
	ON-OFF 100-240V	05 ●	M1 ○	00-A086-05-M1
	DALI 100-240V	05 ●	M1 ○	00-A087-05-M1

Tubs Modular Hexagonal

BODY MAT	DIF MAT		50000h	3	
AL	PMMA		L80 B20	MacAdam	

Min. 400
Max. 2500



LED | K 3000 | CRI 90 | W Total 92 | Real Lm 6762


- 05 Black Noir
- M1 Opal white Blanc opale

10-50 mm

92 × 304 mm

18 mm

		Structure	Difussor	Code
	DALI 100-240V	05 ●	M1 ○	00-8276-05-M1
	DALI 100-240V	05 ●	M1 ○	00-A056-05-M1



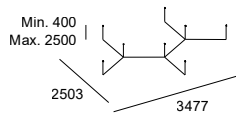
Ceiling rose surface-mounted/ built-in
Monture surface/ encastré



Remote installation with mini built-in ceiling rose
Installation à distance avec monture mini encastré

Tubs Modular Molecular

BODY MAT	DIF MAT		50000h	3	
AL	PMMA		L80 B20	MacAdam	



LED | K 3000 | CRI 90

- 05 Black Noir
- M1 Opal white Blanc opale

10-50 mm

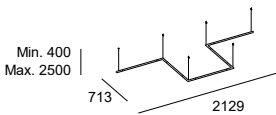
92 × 304 mm

18 mm

	W Total	Real Lm	Structure	Difussor	Code
	DALI 100-240V 109.3	7889	05 ●	M1 ○	00-8280-05-M1
	DALI 100-240V 192	6762	05 ●	M1 ○	00-A057-05-M1

Tubs Modular Configuration Lineal x 5

BODY MAT	DIF MAT		50000h	3	
AL	PMMA		L80 B20	MacAdam	



LED | K 3000 | CRI 90 | W Total 52 | Real Lm 3760

- 05 Black Noir
- M1 Opal white Blanc opale

10-50 mm

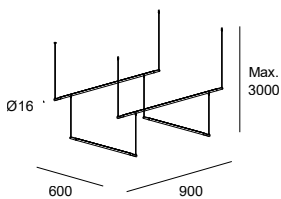
84 × 314 mm (00-8285)
87 × 244 mm (00-8301)

18 mm

	Structure	Difussor	Code
	DALI 100-240V 05 ●	M1 ○	00-8285-05-M1
	ON-OFF 220-240V 05 ●	M1 ○	00-8301-05-M1
	DALI 100-240V 05 ●	M1 ○	00-A059-05-M1
	ON-OFF 100-240V 05 ●	M1 ○	00-A063-05-M1

Tubs Modular Track With 2 Lineal 600mm

BODY MAT	DIF MAT		50000h	3	
AL	PMMA		L80 B20	MacAdam	



LED | K 3000 | CRI 90 | W Total 20.5 | Real Lm 1504


- 05 Black Noir
- M1 Opal white Blanc opale

10-50 mm

87 × 244 mm (00-A096)
108 × 314 mm (00-A097)

18 mm

	Structure	Difussor	Code
	ON-OFF 220-240V 05 ●	M1 ○	00-A096-05-M1
	DALI 100-240V 05 ●	M1 ○	00-A097-05-M1
	ON-OFF 100-240V 05 ●	M1 ○	00-A098-05-M1
	DALI 100-240V 05 ●	M1 ○	00-A099-05-M1



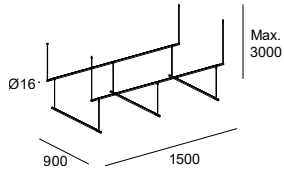
Ceiling rose surface-mounted/ built-in
Monture surface/ encastré



Remote installation with mini built-in ceiling rose
Installation à distance avec monture mini encastré

Tubs Modular Track With 3 Lineal 900mm

BODY MAT	DIF MAT		50000h	3	
AL	PMMA		L80 B20	MacAdam	



LED | K 3000 | CRI 90 | W Total 46 | Real Lm 3381

- 05 Black Noir
- M1 Opal white Blanc opale

10-50 mm

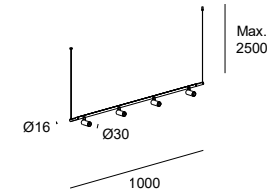
87 × 244 mm (00-A100)
108 × 314 mm (00-A101)

18 mm

	Structure	Difussor	Code
	ON-OFF 220-240V	05 ● M1 ○	00-A100-05-M1
	DALI 100-240V	05 ● M1 ○	00-A101-05-M1
	ON-OFF 100-240V	05 ● M1 ○	00-A102-05-M1
	DALI 100-240V	05 ● M1 ○	00-A103-05-M1

Tubs Modular Track With 4 Spotlights

BODY MAT	DIF MAT		50000h	2;3	
AL	PMMA		L80 B20	MacAdam	



LED | K \N | CRI 90 | W Total 15 | Real Lm 1204

- 05 Black Noir
- M1 Opal white Blanc opale

10-50 mm

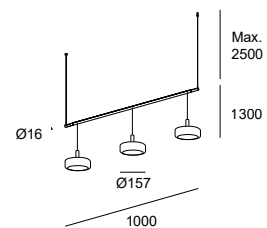
87 × 244 mm (00-A108)
108 × 314 mm (00-A109)

18 mm

	Structure	Difussor	Code
	ON-OFF 220-240V	05 ● M1 ○	00-A108-05-M1
	DALI 100-240V	05 ● M1 ○	00-A109-05-M1
	ON-OFF 100-240V	05 ● M1 ○	00-A110-05-M1
	DALI 100-240V	05 ● M1 ○	00-A111-05-M1

Tubs Modular Track with 3 Pendants with Disc

BODY MAT	DIF MAT		50000h	3	
AL	PMMA		L80 B20	MacAdam	



LED | K 3000 | CRI 90 | W Total 16 | Real Lm 192

- 05 Black Noir
- M1 Opal white Blanc opale

10-50 mm

87 × 244 mm (00-A112)
108 × 314 mm (00-A113)

18 mm

	Structure	Difussor	Code
	ON-OFF 220-240V	05 ● M1 ○	00-A112-05-M1
	DALI 100-240V	05 ● M1 ○	00-A113-05-M1
	ON-OFF 100-240V	05 ● M1 ○	00-A114-05-M1
	DALI 100-240V	05 ● M1 ○	00-A115-05-M1

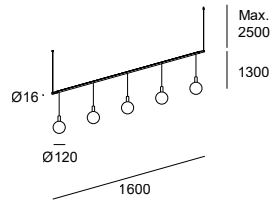


Ceiling rose surface-mounted/ built-in
Monture surface/ encastré



Remote installation with mini built-in ceiling rose
Installation à distance avec monture mini encastré

Tubs Modular Track With 5 Spheres



10-50 mm

87 × 244 mm (00-A116)
108 × 314 mm (00-A117)

18 mm

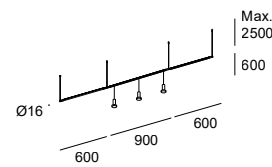
BODY MAT	DIF MAT		50000h	3	
AL	PMMA		L80 B20	MacAdam	

LED | K 3000 | CRI 90 | W Total 26.5 | Real Lm 320

- 05 Black Noir
- M1 Opal white Blanc opale

	Structure	Difussor	Code
	ON-OFF 220-240V	05 ● M1 ○	00-A116-05-M1
	DALI 100-240V	05 ● M1 ○	00-A117-05-M1
	ON-OFF 100-240V	05 ● M1 ○	00-A118-05-M1
	DALI 100-240V	05 ● M1 ○	00-A119-05-M1

Tubs Modular Lineal & track With 3 Pendants with Honeycomb



10-50 mm

87 × 244 mm (00-A104)
108 × 314 mm (00-A105)

18 mm

BODY MAT	DIF MAT		50000h	3	
AL	PMMA		L80 B20	MacAdam	

LED | K 3000 | CRI 90 | W Total 37.5 | Real Lm 1696

- 05 Black Noir
- M1 Opal white Blanc opale

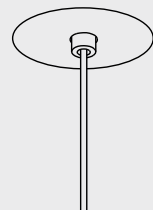
	Structure	Difussor	Code
	ON-OFF 220-240V	05 ● M1 ○	00-A104-05-M1
	DALI 100-240V	05 ● M1 ○	00-A105-05-M1
	ON-OFF 100-240V	05 ● M1 ○	00-A106-05-M1
	DALI 100-240V	05 ● M1 ○	00-A107-05-M1

1.5 mm² 2.5 mm²

	1.5 mm ²	2.5 mm ²
105W	15 m	25 m
150W	10 m	18 m
180W	8 m	15 m
240W	5 m	13 m
270W	5 m	8 m

Maximum distance between the mini recessed canopy and the equipment depending on the section of the cable.

Distance maximale entre la mini verrière encastrée et l'équipement en fonction de la section du câble.





Deltatrack



Modular decorative track

Deltatrack offers all the benefits of a conventional track but with a clear decorative vision. This option has been developed to effectively provide a solution for modular projects with no composition limits, thanks to its simple assembly system.


Rail décoratif modulaire

Deltatrack allie tous les avantages du rail classique, mais avec une vision décorative marquée. Cette option a été développée pour répondre en toute agilité, grâce à son système d'assemblage simple, à des projets décoratifs modulaires sans limites de composition.









Multiple accessories available.
Plusieurs accessoires disponibles.

Track also available in white upon request.
Rail également disponible sur demande en blanc.

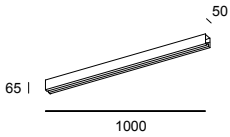


Deltatrack



Configure your luminaire
Configurez votre luminaire

Deltatrack Track



BODY MAT
AL

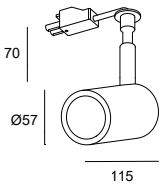
Track

● 05 Black Noir

Structure	mm	Code
05 ●	1000	71-8410-45-05
05 ●	2000	71-8411-45-05
05 ●	3000	71-8412-45-05

Not included / Non inclus

"L" shaped connector for Deltatrack Connecteur en forme de « L » pour Deltatrack	71-8417-05-05
Deltatrack end cap x 2 Cache final x 2 pour Deltatrack	71-8418-05-05
Side entrance ceiling rose Rosace d'entrée latérale	71-8419-05-05
Suspended ceiling rose Patère suspendue	71-8420-05-05
Suspension installation kit Kit d'installation suspendue	71-8421-05-05

Deltatrack Spotlight
Ø57mm

BODY MAT				
AL		90°	355°	

GU10 | W Max. 8

● 05 Black Noir

Structure	Code
05 ●	71-8422-05-05

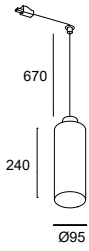
Included / Inclus

Honeycomb panel
Panneau en nid d'abeille

Smart Compatible accs. / Acc. Smart Compatible

GU10 TW Wi-Fi light bulb Light For Life	71-8220-00-00
---	----------------------

Deltatrack Cylindrical ø95mm Short Cable



BODY MAT	DIF MAT		(SC)
ST	PMMA		

E27 | W Max. 15

- 05 Black Noir
- DN Matte gold Or mat

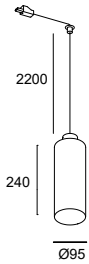
Structure **Body**

- | | |
|------|------|
| 05 ● | 05 ● |
| 05 ● | DN ● |

Code

00-8410-05-05
00-8410-05-DN

Deltatrack Cylindrical ø95mm Large Cable



BODY MAT	DIF MAT		(SC)
ST	PMMA		

E27 | W Max. 15

- 05 Black Noir
- DN Matte gold Or mat

Structure **Body**

- | | |
|------|------|
| 05 ● | 05 ● |
| 05 ● | DN ● |

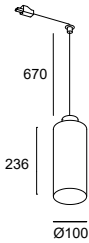
Code

00-8411-05-05
00-8411-05-DN

Included / Inclus

Ceiling hook to move light point
Crochet de plafond pour déporter la suspension
Cable shortening clip
Crochet permettant de raccourcir le câble

Deltatrack Cylindrical ø100mm Short Cable



BODY MAT	DIF MAT		(SC)
ST	GLA		

E27 | W Max. 15

- 05 Black Noir
- 12 Fumé Fumé

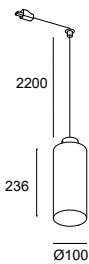
Structure **Body**

- | | |
|------|------|
| 05 ● | 12 ● |
|------|------|

Code

00-8414-05-12

Deltatrack Cylindrical ø100mm Large Cable



BODY MAT	DIF MAT		(SC)
ST	GLA		

E27 | W Max. 15

- 05 Black Noir
- 12 Fumé Fumé

Structure **Body**

- | | |
|------|------|
| 05 ● | 12 ● |
|------|------|

Code

00-8415-05-12

Included / Inclus


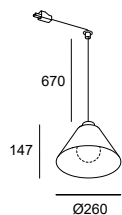
Ceiling hook to move light point
Crochet de plafond pour déporter la suspension
Cable shortening clip
Crochet permettant de raccourcir le câble

Smart Compatible accs.
Acc. Smart Compatible

E27 RGBW Wi-Fi light bulb Light For Life

71-8219-00-00

Deltatrack Conic Short Cable



E27 | W Max. 15

- 05 Black Noir
- DN Matte gold Or mat

Structure

- 05
- 05

Body

- 05
- DN

Code


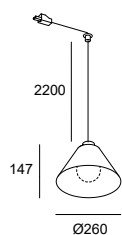
00-8412-05-05
00-8412-05-DN

Smart Compatible accs. / Acc. Smart Compatible

E27 RGBW Wi-Fi light bulb Light For Life

71-8219-00-00

Deltatrack Conic Large Cable



E27 | W Max. 15

- 05 Black Noir
- DN Matte gold Or mat

Structure

- 05
- 05

Body

- 05
- DN

Code

00-8413-05-05
00-8413-05-DN

Included / Inclus

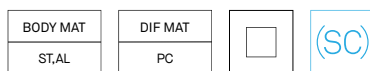
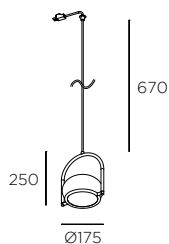
Ceiling hook to move light point
Crochet de plafond pour déplacer la suspension
Cable shortening clip
Crochet permettant de raccourcir le câble

Smart Compatible accs. / Acc. Smart Compatible

E27 RGBW Wi-Fi light bulb Light For Life

71-8219-00-00

Deltatrack Coco Single Short Cable



E14 | W Max. 9

- 05 Black Noir
- M1 Opal white Blanc opale

Structure

- 05

Difussor

- M1

Code

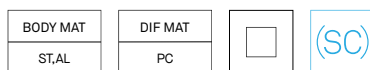
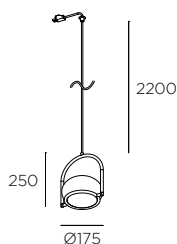
71-8487-05-M1

Smart Compatible accs. / Acc. Smart Compatible

E14 TW Wi-Fi light bulb Light For Life

71-8221-00-00

Deltatrack Coco Single Large Cable



E14 | W Max. 9

- 05 Black Noir
- M1 Opal white Blanc opale

Structure

- 05

Difussor

- M1

Code

71-8488-05-M1

Included / Inclus

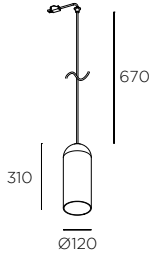
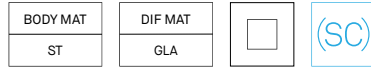
Ceiling hook to move light point
Crochet de plafond pour déplacer la suspension
Cable shortening clip
Crochet permettant de raccourcir le câble

Smart Compatible accs. / Acc. Smart Compatible

E14 TW Wi-Fi light bulb Light For Life

71-8221-00-00

Deltatrack Glam 310mm Short Cable



E14 | W Max. 9

- 14 White Blanc
- DN Matte gold Or mat
- 12 Fumé Fumé

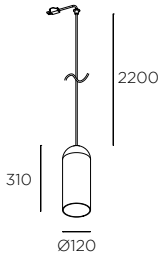
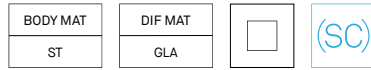
Structure Body

- | | |
|------|------|
| DN ● | 12 ● |
| DN ● | 14 ○ |

Code

- 71-8493-DN-12**
71-8493-DN-14

Deltatrack Glam 310mm Large Cable



E14 | W Max. 9

- 14 White Blanc
- DN Matte gold Or mat
- 12 Fumé Fumé

Structure Body

- | | |
|------|------|
| DN ● | 12 ● |
| DN ● | 14 ○ |

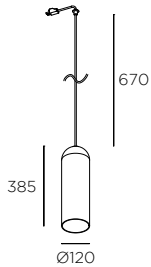
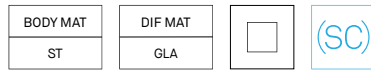
Code

- 71-8494-DN-12**
71-8494-DN-14

Included / Inclus

- Ceiling hook to move light point
- Crochet de plafond pour déporter la suspension
- Cable shortening clip
- Crochet permettant de raccourcir le câble

Deltatrack Glam 385mm Short Cable



E14 | W Max. 9

- 14 White Blanc
- DN Matte gold Or mat
- 12 Fumé Fumé

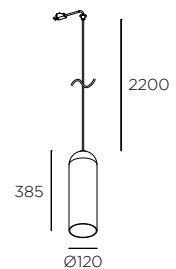

Structure Body

- | | |
|------|------|
| DN ● | 12 ● |
| DN ● | 14 ○ |

Code

- 71-8495-DN-12**
71-8495-DN-14

Deltatrack Glam 385mm Large Cable



E14 | W Max. 9

- 14 White Blanc
- DN Matte gold Or mat
- 12 Fumé Fumé

Structure Body

- | | |
|------|------|
| DN ● | 12 ● |
| DN ● | 14 ○ |

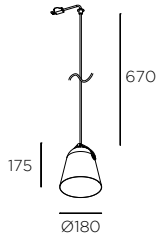
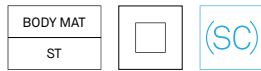
Code

- 71-8496-DN-12**
71-8496-DN-14

Included / Inclus

- Ceiling hook to move light point
- Crochet de plafond pour déporter la suspension
- Cable shortening clip
- Crochet permettant de raccourcir le câble

Deltatrack Napa Small Short Cable



E27 | W Max. 15

- 05 Black Noir
- DN Matte gold Or mat
- EM Stone grey Gris pierre

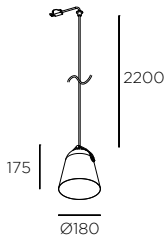
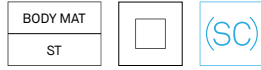
Body **Button**

- | | |
|------|------|
| 05 ● | 05 ● |
| 05 ● | DN ● |
| DN ● | DN ● |
| EM ● | EM ● |

Code

- 71-8489-05-05**
71-8489-05-DN
71-8489-DN-DN
71-8489-EM-EM

Deltatrack Napa Small Large Cable



E27 | W Max. 15

- 05 Black Noir
- DN Matte gold Or mat
- EM Stone grey Gris pierre

Body **Button**

- | | |
|------|------|
| 05 ● | 05 ● |
| 05 ● | DN ● |
| DN ● | DN ● |
| EM ● | EM ● |

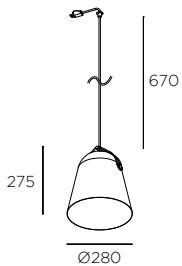
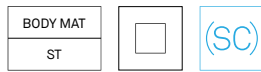
Code

- 71-8490-05-05**
71-8490-05-DN
71-8490-DN-DN
71-8490-EM-EM

Included / Inclus

Ceiling hook to move light point
 Crochet de plafond pour déporter la suspension
 Cable shortening clip
 Crochet permettant de raccourcir le câble

Deltatrack Napa Big Short Cable



E27 | W Max. 15

- 05 Black Noir
- DN Matte gold Or mat
- EM Stone grey Gris pierre

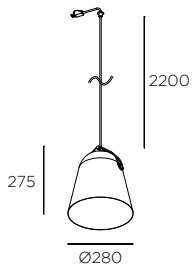
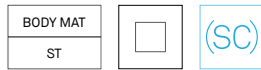
Body **Button**

- | | |
|------|------|
| 05 ● | 05 ● |
| 05 ● | DN ● |
| DN ● | DN ● |
| EM ● | EM ● |

Code

- 71-8491-05-05**
71-8491-05-DN
71-8491-DN-DN
71-8491-EM-EM

Deltatrack Napa Big Large Cable



E27 | W Max. 15

- 05 Black Noir
- DN Matte gold Or mat
- EM Stone grey Gris pierre

Body **Button**

- | | |
|------|------|
| 05 ● | 05 ● |
| 05 ● | DN ● |
| DN ● | DN ● |
| EM ● | EM ● |

Code

- 71-8492-05-05**
71-8492-05-DN
71-8492-DN-DN
71-8492-EM-EM

Included / Inclus

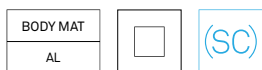
Ceiling hook to move light point
 Crochet de plafond pour déporter la suspension
 Cable shortening clip
 Crochet permettant de raccourcir le câble

Smart Compatible accs.
 Acc. Smart Compatible

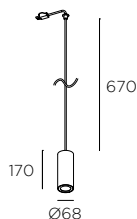
E27 RGBW Wi-Fi light bulb Light For Life

71-8219-00-00

Deltatrack Pipe 170mm Short Cable



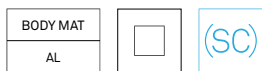
- 14 White Blanc
- 05 Black Noir
- 23 Gold Or
- DL* Gold Or



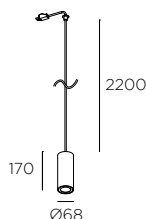
GU10 | W Max. 8

Body	Ring	Code
05 ●	23 ●	71-8475-05-23
14 ○	05 ●	71-8475-14-05
DL ●*	DL ●*	71-8475-DL-DL

Deltatrack Pipe 170mm Large Cable



- 14 White Blanc
- 05 Black Noir
- 23 Gold Or
- DL* Gold Or



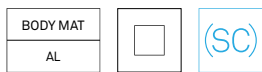
GU10 | W Max. 8

Body	Ring	Code
05 ●	23 ●	71-8476-05-23
14 ○	05 ●	71-8476-14-05
DL ●*	DL ●*	71-8476-DL-DL

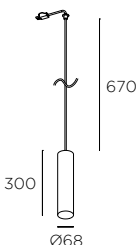
Included / Inclus

Ceiling hook to move light point
 Crochet de plafond pour déporter la suspension
 Cable shortening clip
 Crochet permettant de raccourcir le câble

Deltatrack Pipe 300mm Short Cable



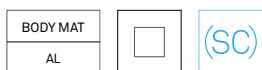
- 14 White Blanc
- 05 Black Noir
- 23 Gold Or
- DL* Gold Or



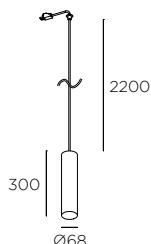
GU10 | W Max. 8

Body	Ring	Code
05 ●	23 ●	71-8477-05-23
14 ○	05 ●	71-8477-14-05
DL ●*	DL ●*	71-8477-DL-DL

Deltatrack Pipe 300mm Large Cable



- 14 White Blanc
- 05 Black Noir
- 23 Gold Or
- DL* Gold Or



GU10 | W Max. 8

Body	Ring	Code
05 ●	23 ●	71-8478-05-23
14 ○	05 ●	71-8478-14-05
DL ●*	DL ●*	71-8478-DL-DL

Included / Inclus

Ceiling hook to move light point
 Crochet de plafond pour déporter la suspension
 Cable shortening clip
 Crochet permettant de raccourcir le câble

Smart Compatible accs.
 Acc. Smart Compatible

GU10 TW Wi-Fi light bulb Light For Life

71-8220-00-00

Alive	P.136	Attic	P.176	Bol	P.218	Bravo	P.212
Candle	P.098	Caprice	P.206	Caribe (E)	P.234	Catenaria	P.126
Cherry	P.214	Circ	P.144	Circular	P.070	Coco	P. 202
Dew	P.130	Eclipse (E)	P.228	Geometric (N)	P.080	Glam	P.172
Hello	P.155	Ilargi	P.110	Invisible	P.140	Khoi	P.162
Levels (N)	P.088	Mist (E)	P.224	Napa (E)	P.230	Net	P.209
Nimes	P.208	Noway	P.164	Pipe (E)	P.226	Plat	P.168

Pendants Suspensions

Prolix	P.158	Punto ⓔ	P.220	Saturn	P.154	Shoemaker	P.148
Stylus	P.210	Super Attic	P.190	Tubs	P.116	Umbrella	P.156
Veneto	P.196	Voiles	P.120				



+ Circular

Circular



The expression of contemporary design

Circular combines design and architecture to create lighting for spacious settings. A collection of circular rings with a premium contemporary design that offers maximum versatility, blending formats, finishes and light directionality.

L'expression du design contemporain

Circular est le fruit d'un mariage entre design et architecture dans la création de luminaires pour grands espaces. Une collection d'anneaux circulaires au style contemporain de grande qualité qui offre une polyvalence maximale en déclinant différents formats, finitions et directions de lumière.





Features three different light directions: inward, outward and downward.
Avec possibilité de trois directions d'éclairage : intérieure, extérieure et inférieure.



All models are available in three finishes: white, black and gold.
Tous les modèles sont disponibles en trois finitions : blanc, noir et doré.





Customisable installations through special projects.
Des installations personnalisables à travers des projets spéciaux



The different number of Structures, sizes and positions for Circular allows you to create interesting shadows with a sculptural and sophisticated effect.

Les nombreuses possibilités de Structures, dimensions et positions de Circular permettent de créer des silhouettes intéressantes avec une touche sculpturale et sophistiquée.



Surface-mounted.
Installation en saillie.



Recessed installation.
Installation encastrée.



Circular

C	F	4	G	-00	X9	AZ	DU	05	
Light direction Direction de l'éclairage		Installation Installation		Standard combinations Combinaisons standard		Light temperature Température de la lumière		Power supply Source d'alimentation	
D Inward F Outward S Downward V Inward P Downward		4 Surfaced 5 Recessed		A E J K F L B G M C H N D I O P		A9 2400K V9 2700K W9 3000K X9 4000K		OU ON/OFF DU DALI RU 1-10V	
								Finishes Finitions 05 Black 14 White EF Gold	

Light direction
Direction de l'éclairage

HORIZONTAL HORIZONTAL		VERTICAL VERTICAL	
Downward Inférieur	S*	Outward Extérieur	P
Inward Intérieur	D	Inward Intérieur	V
Outward Extérieur	F		

Installation
Installation

WALL-MOUNTED DE SURFACE	BUILT-IN ENCASTRÉ
Individual, chandelier and multiple Individuel, chandelier et multiple	Individual and multiple Individuel et multiple

Light temperature
Température de la lumière

2400K	A9	2700K	V9
		3000K	W9
		4000K	X9

Ring measurement
Dimension de l'anneau

HORIZONTAL HORIZONTAL	VERTICAL VERTICAL
Ø600	Ø600
Ø900	Ø900
Ø1200	Ø900
Ø2000	Ø1200
Ø3000	

Power supply
Source d'alimentation

ON/OFF **OU**
DALI **DU**
1-10V **RU**

Finishes
Finitions

BLACK NOIR	05	WHITE BLANC	14	GOLD OR	EF




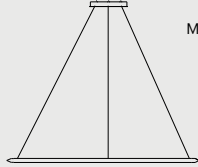
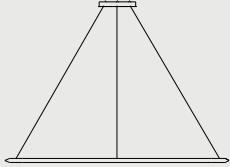
The lower light direction does not apply to chandeliers with different sizes of interlayered ring, like the standard combinations O, J, I, F and E.
La direction de la lumière inférieure n'est pas applicable aux lustres dont les anneaux intercalés sont de tailles différentes, comme dans les combinaisons standard O, J, I, F et E.

Standard combinations
Combinaisons standard


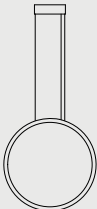
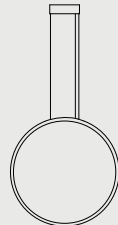
*The technical data shown for standard horizontal models are for outward facing lights (F). For standard vertical models, they are for downward facing lights (P).

*Les données techniques indiquées sur les modèles standard horizontaux correspondent à la direction de la lumière extérieure (F). Sur les modèles standard verticaux, elles correspondent à la direction de la lumière inférieure (P).

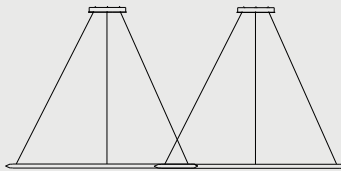
INDIVIDUAL HORIZONTAL
INDIVIDUEL HORIZONTAL

<p>Ø600 mm A</p>  <p>Min. 500 Max. 3000</p>	<p>Ø900 mm K</p>  <p>Min. 700 Max. 3000</p>	<p>Ø1200 mm B</p>  <p>Min. 700 Max. 3000</p>	<p>Ø2000 mm C</p>  <p>Min. 800 Max. 5000</p>	<p>Ø3000 mm D</p>  <p>Min. 800 Max. 5000</p>
<p>36.4 W 2824 lm (2400K) 3130 lm (2700K) 3402 lm (3000K) 3674 lm (4000K)</p>	<p>49.6 W 2299 lm (2400K) 2548 lm (2700K) 2770 lm (3000K) 2992 lm (4000K)</p>	<p>67.4 W 4700 lm (2400K) 5210 lm (2700K) 5663 lm (3000K) 6116 lm (4000K)</p>	<p>123.2 W 8087 lm (2400K) 8964 lm (2700K) 9743 lm (3000K) 10522 lm (4000K)</p>	<p>180.8 W 12111 lm (2400K) 13424 lm (2700K) 14591 lm (3000K) 15758 lm (4000K)</p>

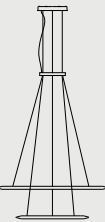
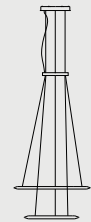
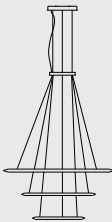
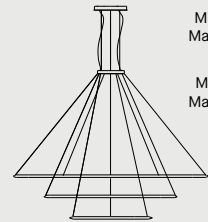
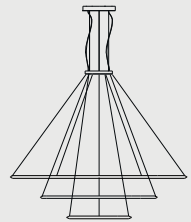
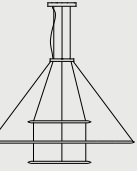
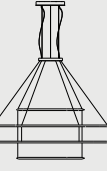
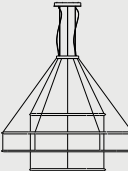
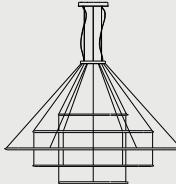
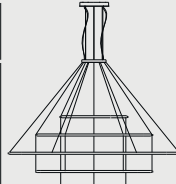
INDIVIDUAL VERTICAL
INDIVIDUEL VERTICAL

<p>Ø600 mm A</p>  <p>Min. 800 Max. 3400</p>	<p>Ø900 mm K</p>  <p>Min. 1100 Max. 3700</p>	<p>Ø1200 mm B</p>  <p>Min. 1400 Max. 4000</p>
<p>36.4 W 2007 lm (2400K) 2225 lm (2700K) 2418 lm (3000K) 2611 lm (4000K)</p>	<p>49.6 W 2283 lm (2400K) 2531 lm (2700K) 2751 lm (3000K) 2971 lm (4000K)</p>	<p>67.4 W 3345 lm (2400K) 3708 lm (2700K) 4030 lm (3000K) 4352 lm (4000K)</p>

MULTIPLE HORIZONTAL
MULTIPLE HORIZONTAL

<p>Ø2000+2000 mm P</p>  <p>Min. 800 Max. 5000</p>
<p>516 W 11654 lm (2400K) 12918 lm (2700K) 14042 lm (3000K) 15166 lm (4000K)</p>

CHANDELIER HORIZONTAL
CHANDELIER HORIZONTAL

<p>Ø1200+900 mm M</p>  <p>Min. 1000 Max. 3000 Min. 1500 Max. 3000</p>	<p>Ø900+600 mm N</p>  <p>Min. 1000 Max. 3000 Min. 1500 Max. 3000</p>	<p>Ø1200+900+600 mm L</p>  <p>Min. 1000 Max. 3000 Min. 1500 Max. 3000</p>	<p>Ø3000+2000+1200 mm G</p>  <p>Min. 1000 Max. 4000 Min. 1500 Max. 3000</p>	<p>Ø2000+1200+600 mm H</p>  <p>Min. 1000 Max. 3000 Min. 1500 Max. 3000</p>
<p>117 W 6999 lm (2400K) 7758 lm (2700K) 8433 lm (3000K) 9108 lm (4000K)</p>	<p>86 W 5123 lm (2400K) 5678 lm (2700K) 6172 lm (3000K) 6666 lm (4000K)</p>	<p>153.4 W 9823 lm (2400K) 10888 lm (2700K) 11835 lm (3000K) 12782 lm (4000K)</p>	<p>371.4 W 24898 lm (2400K) 27598 lm (2700K) 29997 lm (3000K) 32396 lm (4000K)</p>	<p>227 W 15611 lm (2400K) 17304 lm (2700K) 18808 lm (3000K) 20312 lm (4000K)</p>
<p>Ø900+2000+900 mm O</p>  <p>Min. 1000 Max. 3000 Min. 1500 Max. 2500</p>	<p>Ø600+1200+1200+600 mm J</p>  <p>Min. 1000 Max. 3000 Min. 1500 Max. 2500</p>	<p>Ø1200+2000+2000+1200 mm I</p>  <p>Min. 1000 Max. 4000 Min. 1500 Max. 2500</p>	<p>Ø600+1200+2000+1200+600 mm F</p>  <p>Min. 1000 Max. 3000 Min. 1500 Max. 2500</p>	<p>Ø1200+2000+3000+2000+1200 mm E</p>  <p>Min. 1000 Max. 4000 Min. 2000 Max. 2500</p>
<p>209.2 W 12685 lm (2400K) 14060 lm (2700K) 15283 lm (3000K) 16506 lm (4000K)</p>	<p>207.6 W 15048 lm (2400K) 16680 lm (2700K) 18130 lm (3000K) 19580 lm (4000K)</p>	<p>381.2 W 25594 lm (2400K) 28348 lm (2700K) 30812 lm (3000K) 33276 lm (4000K)</p>	<p>330.8 W 23135 lm (2400K) 25644 lm (2700K) 27873 lm (3000K) 30102 lm (4000K)</p>	<p>562 W 37685 lm (2400K) 41772 lm (2700K) 45403 lm (3000K) 49034 lm (4000K)</p>



Geometric



When architecture and lighting coexist in the space

Without geometry we cannot understand architecture and vice versa. Geometric enhances the visual balance of any setting with its mere presence. Starting from a linear system with three measurements, and thanks to two different angles, you can create elegant triangular, square and rectangular profiles, with compositions that can be as versatile as needed. Crafted with painstaking dedication and attention to detail by the LedsC4 technical team, Geometric offers high lighting efficiency and excellent visual comfort, which translates into quality lighting for spaces with high technical requirements.

Quand architecture et éclairage coexistent dans l'espace

Sans la géométrie, il est impossible de comprendre l'architecture et vice versa. Geometric renforce l'équilibre visuel du décor par sa simple présence. À partir d'un linéaire en trois tailles et grâce à deux angles différents, on peut créer d'élégants profils triangulaires, carrés et rectangulaires, avec des compositions aussi polyvalentes que l'espace lui-même l'exige. Fruit d'un travail dévoué et minutieux de l'équipe technique de Leds C4, Geometric assure une efficacité lumineuse élevée et un grand confort visuel, ce qui se traduit par un éclairage de qualité pour les espaces exigeants sur le plan technique.



Geometric

T	S	4	Z	-00	X9	AZ	DU	05
Structure Structure	Light direction Direction de l'éclairage	Installation Installation	Model Maquette		Light temperature Température de la lumière		Power supply Source d'alimentation	Finishes Finitions
T Triangle Q Square R Rectangle	S Downward	4 Surface 5 Recessed 6 Mini	T S U X V Y W Z		A9 2400K V9 2700K W9 3000K X9 4000K		OU ON/OFF DU DALI RU 1-10V	05 Black 14 White EF Gold

Structure
Structure

T TRIANGLE
TRIANGLE

Q SQUARE
CARRÉ


R RECTANGLE
RECTANGLE



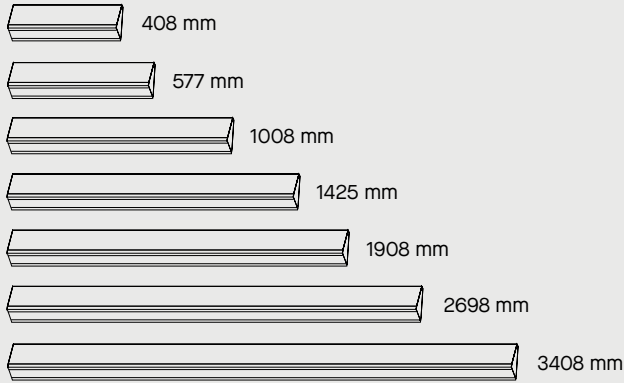
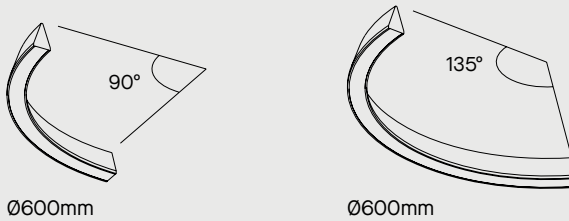
Light direction
Direction de l'éclairage

R DOWNWARD
INFÉRIEUR

S



Components
Composants



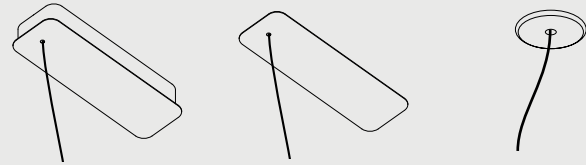
Installation
Installation

WALL-MOUNTED DE SURFACE


4 **BUILT-IN** ENCASTRÉ

5 **MINI*** MINI*

6

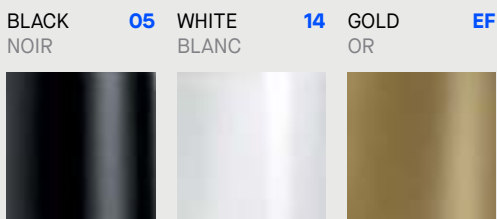


Light temperature
Température de la lumière



2400K **A9** 2700K **V9** 3000K **W9** 4000K **X9**

Finishes
Finitions



Power supply
Source d'alimentation

ON/OFF **OU**
DALI **DU**
1-10V **RU**

*Rear access is required for this installation.
*Un accès arrière est requis pour cette installation.

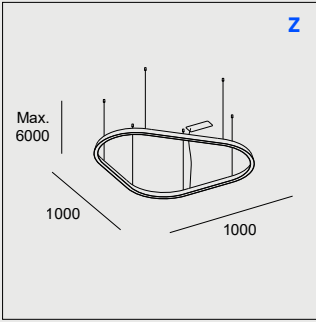
2.5 mm²

64-315W 20 cm

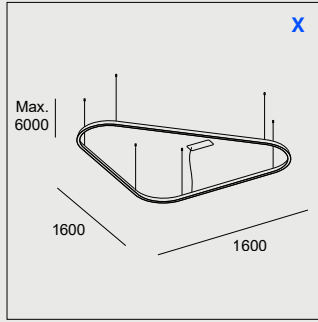
Maximum distance between the mini recessed canopy and the equipment depending on the section of the cable.
Distance maximale entre la mini verrière encastrée et l'équipement en fonction de la section du câble.

Standard combinations
Combinaisons standard

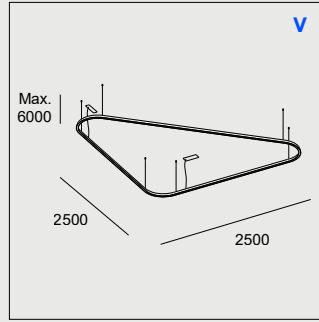
TRIANGLE
TRIANGLES



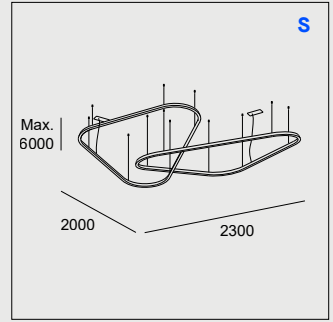
64 W
 3394 lm (2400K)
 3762 lm (2700K)
 4089 lm (3000K)
 4416 lm (4000K)



106 W
 5638 lm (2400K)
 6250 lm (2700K)
 6793 lm (3000K)
 7336 lm (4000K)

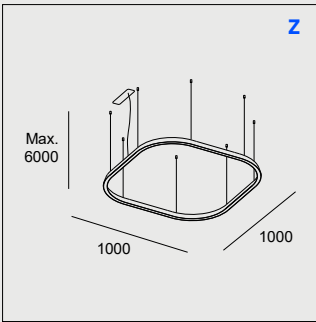


168 W
 9005 lm (2400K)
 9981 lm (2700K)
 10849 lm (3000K)
 11717 lm (4000K)

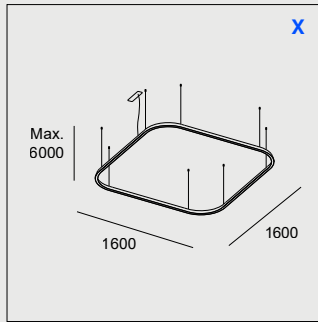


212 W
 11276 lm (2400K)
 12500 lm (2700K)
 13586 lm (3000K)
 14672 lm (4000K)

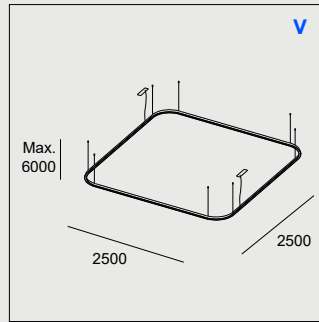
SQUARE
CARRÉS



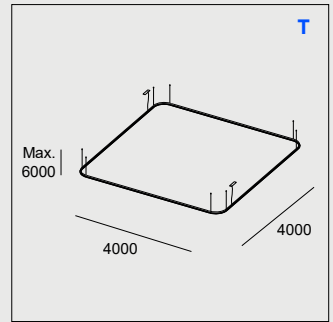
72 W
 3825 lm (2400K)
 4240 lm (2700K)
 4609 lm (3000K)
 4978 lm (4000K)



121 W
 6455 lm (2400K)
 7155 lm (2700K)
 7777 lm (3000K)
 8399 lm (4000K)

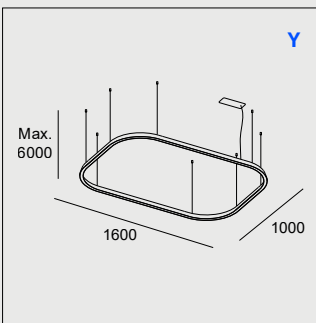


195W
 10399 lm (2400K)
 11527 lm (2700K)
 12529 lm (3000K)
 13531 lm (4000K)

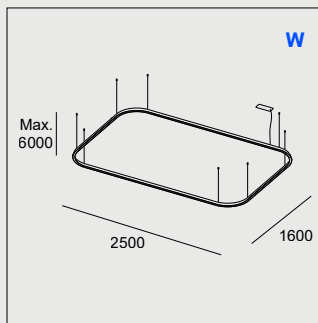


315 W
 16973 lm (2400K)
 18813 lm (2700K)
 20449 lm (3000K)
 22085 lm (4000K)

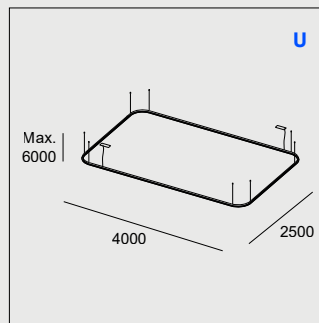
RECTANGLE
RECTANGLES



96 W
 5140 lm (2400K)
 5698 lm (2700K)
 6193 lm (3000K)
 6688 lm (4000K)



157 W
 8427 lm (2400K)
 9341 lm (2700K)
 10153 lm (3000K)
 10965 lm (4000K)



255 W
 13686 lm (2400K)
 15170 lm (2700K)
 16489 lm (3000K)
 17808 lm (4000K)



Each Structure is available in different sizes to seamlessly fit in with the space.
Chaque Structure est disponible en différentes tailles pour s'adapter confortablement à l'espace.







QS6Z-00W9AZDU05
(Square Mini, 1000×1000mm, 3000K, Dali and Black)



RS4W-00W9AZDU05
(Rectangle Surface, 1600×2500mm, 3000K, Dali and Black)



TS5W-00W9AZDU05
(Triangle Recessed, 1600×1600mm, 3000K, Dali and Black)



QS6T-00W9AZDU05
(Square Mini, 4000×4000mm, 3000K, Dali and Black)

Nahtrang Studio, 2023

Levels

Ceiling fixtures p. 238,
Table lamps p. 378,
Floor lamps, p. 434
Plafonniers p. 238,
Lampes de table p. 378,
Lampadaires p. 434



+ Levels



The charisma of a balanced luminaire

Levels boasts an innate charisma, in any of its compositions, not only thanks to the fineness of its shapes, but also for the warmth of its light and the balance it transmits, serene and undisturbable. With a large family consisting of a pendant, ceiling fixture, table lamp and floor lamp, it has three possible composition levels with three densities, which can be used individually, double or triple, playing with the opacity and transparencies.

Le charme d'un luminaire équilibré

Levels affiche un charme inné dans chacune de ses compositions, non seulement du fait de la finesse de ses formes, mais aussi de par la chaleur de sa lumière et l'équilibre qu'elle transmet, tout en sérénité inaltérable. Avec une large famille comprenant des suspensions, des plafonniers, des lampes à poser et des lampadaires, cette collection présente trois niveaux de composition possibles avec trois densités, qui peuvent être utilisées en version simple, double ou triple, de manière à jouer avec l'opacité et les transparences.









Glass with opacities of 30% in the small diffuser, 50% in the medium and 70% in the large diffuser.
Verres à 30 % d'opacité pour le petit diffuseur, 50 % pour le moyen et 70 % dans le grand.

The glass, carefully hand-blown, comes in different levels of opacity, offering an array of transparencies.

Les différents niveaux d'opacité du verre, soigneusement soufflé à main levée, offrent un jeu de transparences.



Possibility to change the colour temperature. (2700K, 3000K or 4000K)
Possibilité de modifier la température de couleur. (2700K, 3000K ou 4000K)



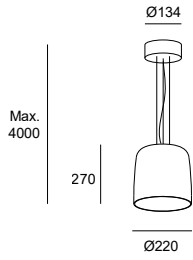
All models are available in a green, smoked or amber finish.
Tous les modèles sont disponibles en finition verte, fumée ou ambre.





Levels 1 Body Ø220mm

NEW	BODY MAT	DIF MAT	50000h L80 B20	3 MacAdam	SWITCH CCT SW 2700-3000-4000
	ST	GLA			



- 05 Black Noir
- 08 Green Vert
- 12 Fumé Fumé
- 15 Amber Ambré

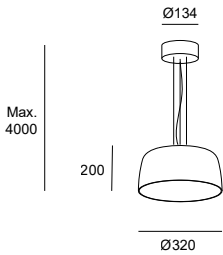
LED | K SW 2700-3000-4000 | CRI 90 | W Total 19 | Real Lm 1255 | K SW 2700-3000-4000

	Structure	Difussor	Code
PHASE CUT 220-240V	05 ●	08 ●	00-A024-05-08
	05 ●	12 ●	00-A024-05-12
	05 ●	15 ●	00-A024-05-15
DALI-2 110-277V	05 ●	08 ●	00-A042-05-08
	05 ●	12 ●	00-A042-05-12
	05 ●	15 ●	00-A042-05-15
CASAMBI 110-277V	05 ●	08 ●	00-A048-05-08
	05 ●	12 ●	00-A048-05-12
	05 ●	15 ●	00-A048-05-15

The indicated flux corresponds to the core temperature (3000K).
Le flux indiqué correspond à la température centrale (3 000 K).

Levels 1 Body Ø320mm

NEW	BODY MAT	DIF MAT	50000h L80 B20	3 MacAdam	SWITCH CCT SW 2700-3000-4000
	ST	GLA			



- 05 Black Noir
- 08 Green Vert
- 12 Fumé Fumé
- 15 Amber Ambré

LED | K SW 2700-3000-4000 | CRI 90 | W Total 19 | Real Lm 1255 | K SW 2700-3000-4000

	Structure	Difussor	Code
PHASE CUT 220-240V	05 ●	08 ●	00-A025-05-08
	05 ●	12 ●	00-A025-05-12
	05 ●	15 ●	00-A025-05-15
DALI-2 110-277V	05 ●	08 ●	00-A043-05-08
	05 ●	12 ●	00-A043-05-12
	05 ●	15 ●	00-A043-05-15
CASAMBI 110-277V	05 ●	08 ●	00-A049-05-08
	05 ●	12 ●	00-A049-05-12
	05 ●	15 ●	00-A049-05-15

The indicated flux corresponds to the core temperature (3000K).
Le flux indiqué correspond à la température centrale (3 000 K).

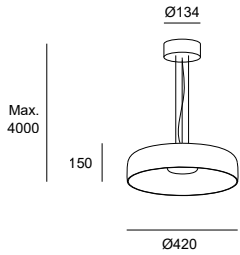
Colours shown are approximate and may not reflect shades precisely due to possible changes linked to different materials and finishes, as well as lighting and printing factors.

Les couleurs affichées sont approximatives et peuvent ne pas refléter fidèlement les tonalités, en raison des variations possibles liées aux différents types de matériaux et de finitions, ainsi qu'aux facteurs d'éclairage et d'impression.

Levels 1 Body Ø420mm

NEW	BODY MAT	DIF MAT	50000h L80 B20	3 MacAdam	SWITCH CCT
	ST	GLA			SW 2700-3000-4000

- 05 Black Noir
- 08 Green Vert
- 12 Fumé Fumé
- 15 Amber Ambré



LED | K SW 2700-3000-4000 | CRI 90 | W Total 19 | Real Lm 1255 | K SW 2700-3000-4000

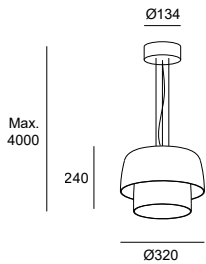
	Structure	Difussor	Code
PHASE CUT 220-240V	05 ●	08 ●	00-A026-05-08
	05 ●	12 ●	00-A026-05-12
	05 ●	15 ●	00-A026-05-15
DALI-2 110-277V	05 ●	08 ●	00-A044-05-08
	05 ●	12 ●	00-A044-05-12
	05 ●	15 ●	00-A044-05-15
CASAMBI 110-277V	05 ●	08 ●	00-A050-05-08
	05 ●	12 ●	00-A050-05-12
	05 ●	15 ●	00-A050-05-15

The indicated flux corresponds to the core temperature (3000K).
Le flux indiqué correspond à la température centrale (3 000 K).

Levels 2 Bodies Ø320mm + Ø220mm

NEW	BODY MAT	DIF MAT	50000h L80 B20	3 MacAdam	SWITCH CCT
	ST	GLA			SW 2700-3000-4000

- 05 Black Noir
- 08 Green Vert
- 12 Fumé Fumé
- 15 Amber Ambré



LED | K SW 2700-3000-4000 | CRI 90 | W Total 19 | Real Lm 1255 | K SW 2700-3000-4000

	Structure	Difussor	Code
PHASE CUT 220-240V	05 ●	08 ●	00-A027-05-08
	05 ●	12 ●	00-A027-05-12
	05 ●	15 ●	00-A027-05-15
DALI-2 110-277V	05 ●	08 ●	00-A045-05-08
	05 ●	12 ●	00-A045-05-12
	05 ●	15 ●	00-A045-05-15
CASAMBI 110-277V	05 ●	08 ●	00-A051-05-08
	05 ●	12 ●	00-A051-05-12
	05 ●	15 ●	00-A051-05-15

The indicated flux corresponds to the core temperature (3000K).
Le flux indiqué correspond à la température centrale (3 000 K).

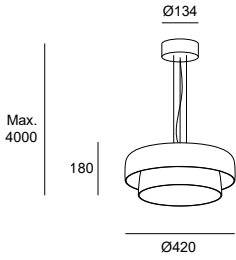
Colours shown are approximate and may not reflect shades precisely due to possible changes linked to different materials and finishes, as well as lighting and printing factors.

Les couleurs affichées sont approximatives et peuvent ne pas refléter fidèlement les tonalités, en raison des variations possibles liées aux différents types de matériaux et de finitions, ainsi qu'aux facteurs d'éclairage et d'impression.

Levels 2 Bodies Ø420mm + Ø320mm

NEW	BODY MAT	DIF MAT	50000h L80 B20	3 MacAdam	SWITCH CCT SW 2700-3000-4000
	ST	GLA			

- 05 Black Noir
- 08 Green Vert
- 12 Fumé Fumé
- 15 Amber Ambré



LED | K SW 2700-3000-4000 | CRI 90 | W Total 19 | Real Lm 1255 | K SW 2700-3000-4000

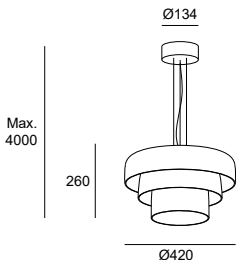
	Structure	Difussor	Code
PHASE CUT 220-240V	05 ●	08 ●	00-A028-05-08
	05 ●	12 ●	00-A028-05-12
	05 ●	15 ●	00-A028-05-15
DALI-2 110-277V	05 ●	08 ●	00-A046-05-08
	05 ●	12 ●	00-A046-05-12
	05 ●	15 ●	00-A046-05-15
CASAMBI 110-277V	05 ●	08 ●	00-A052-05-08
	05 ●	12 ●	00-A052-05-12
	05 ●	15 ●	00-A052-05-15

The indicated flux corresponds to the core temperature (3000K).
Le flux indiqué correspond à la température centrale (3 000 K).

Levels 3 Bodies Ø420mm + Ø320mm + Ø220mm

NEW	BODY MAT	DIF MAT	50000h L80 B20	3 MacAdam	SWITCH CCT SW 2700-3000-4000
	ST	GLA			

- 05 Black Noir
- 08 Green Vert
- 12 Fumé Fumé
- 15 Amber Ambré



LED | K SW 2700-3000-4000 | CRI 90 | W Total 19 | Real Lm 1255 | K SW 2700-3000-4000

	Structure	Difussor	Code
PHASE CUT 220-240V	05 ●	08 ●	00-A041-05-08
	05 ●	12 ●	00-A041-05-12
	05 ●	15 ●	00-A041-05-15
DALI-2 110-277V	05 ●	08 ●	00-A047-05-08
	05 ●	12 ●	00-A047-05-12
	05 ●	15 ●	00-A047-05-15
CASAMBI 110-277V	05 ●	08 ●	00-A053-05-08
	05 ●	12 ●	00-A053-05-12
	05 ●	15 ●	00-A053-05-15

The indicated flux corresponds to the core temperature (3000K).
Le flux indiqué correspond à la température centrale (3 000 K).

Colours shown are approximate and may not reflect shades precisely due to possible changes linked to different materials and finishes, as well as lighting and printing factors.

Les couleurs affichées sont approximatives et peuvent ne pas refléter fidèlement les tonalités, en raison des variations possibles liées aux différents types de matériaux et de finitions, ainsi qu'aux facteurs d'éclairage et d'impression.



+ Candle

Candle



Reinterpreting a classic

This delicate luminaire is a reinterpretation of a classic chandelier, adding a modern twist with decorative accessories that bring a touch of distinction. With different sizes, finishes and compositions, Candle is an ideal solution for both large spaces that need a chandelier option and for more minimalist settings in which a dose of elegance and good taste is sought, achieved both by the stylish profile and the warm, comforting lighting effect that adapts to the needs of the environment.

Réinterprétation d'un classique

Ce luminaire délicat est la réinterprétation d'un lustre classique auquel une touche contemporaine a été ajoutée avec des accessoires décoratifs qui apportent une touche de distinction. De différentes tailles, finitions et compositions, Candle est une solution idéale, tant pour les grands espaces qui ont besoin d'une option lustre, que pour les espaces plus minimalistes qui recherchent une touche d'élégance et de bon goût, obtenue par le profil du luminaire et par l'aspect chaleureux et le confort de l'éclairage, qui s'adapte aux besoins du décor.





Option of choosing between simple or large chandelier Structures.

Possibilité de choisir entre des Structures simples ou un chandelier de grandes dimensions.



XXS size option.
Option taille XXS.



Customisable colours on request.
Couleurs personnalisables sur demande.





Opal diffuser.
Diffuseur Opal.

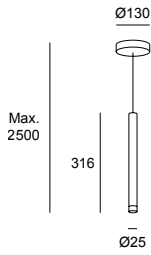


Disc in black or gold finish.
Disque en finition noire ou dorée.



Candle 1 Body Surface

BODY MAT	DIF MAT		50000h	2
ST.AL	PMMA		L80 B20	MacAdam



LED | K 2700 | CRI 90 | W Total 4.1 | Real Lm 154

- 60 Black Noir
- 27 Brass Laitonné



Body

Code

ON-OFF 100-240V

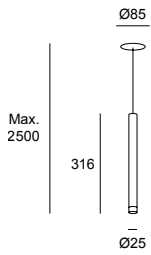
- 27 ●
- 60 ●

00-6017-27-27
00-6017-60-60

Black ceiling rose / Monture noir

Candle 1 Body Recessed

BODY MAT	DIF MAT		50000h	2
ST.AL	PMMA		L80 B20	MacAdam



LED | K 2700 | CRI 90 | W Total 4.1 | Real Lm 154

- 60 Black Noir
- 27 Brass Laitonné



Body

Code

ON-OFF 100-240V

- 27 ●
- 60 ●

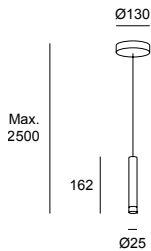
00-6018-27-27
00-6018-60-60

White ceiling rose / Monture blanche

3-30 mm

Candle XXS 1 Body Surface

BODY MAT	DIF MAT		50000h	2
ST.AL	PMMA		L80 B20	MacAdam



LED | K 2700 | CRI 90 | W Total 4.1 | Real Lm 154

- 60 Black Noir
- 27 Brass Laitonné



Body

Code

ON-OFF 100-240V

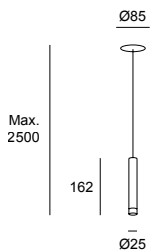
- 27 ●
- 60 ●

00-8527-27-27
00-8527-60-60

Black ceiling rose / Monture noir

Candle XXS 1 Body Recessed

BODY MAT	DIF MAT		50000h	2
ST.AL	PMMA		L80 B20	MacAdam



LED | K 2700 | CRI 90 | W Total 4.1 | Real Lm 154

- 60 Black Noir
- 27 Brass Laitonné



Body

Code

ON-OFF 100-277V

- 27 ●
- 60 ●

00-8528-27-27

ON-OFF 100-240V

00-8528-60-60

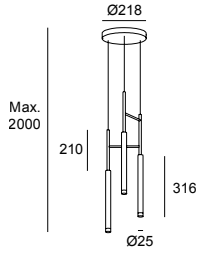
White ceiling rose / Monture blanche

3-30 mm

Common accs. not included Acc. Communs non inclus

Aluminium disc Disque en aluminium	71-6022-27-27
Aluminium disc Disque en aluminium	71-6022-60-60
Candle tinted glass diffuser accessory Accessoire Candle diffuseur verre mat	71-8318-F9-F9

Candle 3 Bodies



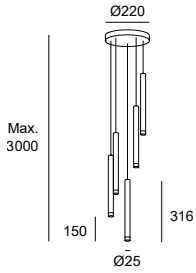
BODY MAT	DIF MAT		50000h	2	
ST.AL	PMMA		L80 B20	MacAdam	

LED | K 2700 | CRI 90 | W Total 11.5 | Real Lm 461

- 60 Black Noir
- 27 Brass Laitonné

	Body	Finishing	Code
PHASE CUT 220-240V	27 60 	27 60 	00-6021-27-27 00-6021-60-60

Candle 5 Bodies Chandelier



BODY MAT	DIF MAT		50000h	2	
ST.AL	PMMA		L80 B20	MacAdam	

LED | K 2700 | CRI 90 | W Total 16.8 | Real Lm 844

- 60 Black Noir
- 27 Brass Laitonné

	Canopy	Body	Code
DALI 100-240V	60 60 	27 60 	00-8317-60-27 00-8317-60-60

Black ceiling rose / Monture noir

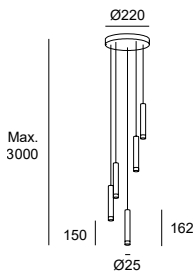
Not included / Non inclus

Candle tinted glass diffuser accessory Accessoire Candle diffuseur verre mat	71-8318-F9-F9
---	----------------------

Smart Compatible accs. / Acc. Smart Compatible

DALI 0-10V dimmer Casambi	71-5961-00-00
---------------------------	----------------------

Candle XXS 5 Bodies Chandelier



BODY MAT	DIF MAT		50000h	2	
ST.AL	PMMA		L80 B20	MacAdam	

LED | K 2700 | CRI 80 | W Total 16.8 | Real Lm 844

- 60 Black Noir
- 27 Brass Laitonné

	Canopy	Body	Code
DALI 100-240V	60 60 	27 60 	00-8537-60-27 00-8537-60-60

Not included / Non inclus

Candle tinted glass diffuser accessory Accessoire Candle diffuseur verre mat	71-8318-F9-F9
---	----------------------

Smart Compatible accs. / Acc. Smart Compatible

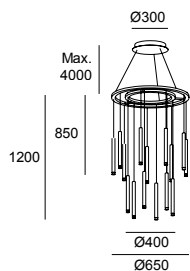
DALI 0-10V dimmer Casambi	71-5961-00-00
---------------------------	----------------------

Candle 15 Bodies Chandelier

BODY MAT	DIF MAT		50000h	2
ST,AL	PMMA		L80 B20	MacAdam

LED | K 2700 | CRI 90 | W Total 54.7 | Real Lm 2304

● 27 Brass Laitonné



	Canopy	Body	Code
O-10V 100-277V	27 ●	27 ●	00-6019-27-27
DALI 100-277V	27 ●	27 ●	00-6020-27-27

Not included / Non inclus

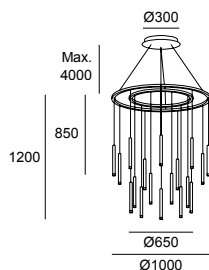
Candle tinted glass diffuser accessory **71-8318-F9-F9**
 Accessoire Candle diffuseur verre mat

Candle 18 Bodies Chandelier

BODY MAT	DIF MAT		50000h	2
ST,AL	PMMA		L80 B20	MacAdam

LED | K 2700 | CRI 90 | W Total 70.3 | Real Lm 2765

● 27 Brass Laitonné



	Canopy	Body	Code
O-10V 100-277V	27 ●	27 ●	00-6066-27-27
DALI 100-277V	27 ●	27 ●	00-6067-27-27

Not included / Non inclus

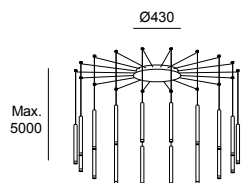
Candle tinted glass diffuser accessory **71-8318-F9-F9**
 Accessoire Candle diffuseur verre mat

Candle 18 Bodies

BODY MAT	DIF MAT		50000h	2
ST,AL	PMMA		L80 B20	MacAdam

LED | K 2700 | CRI 90 | W Total 60.2 | Real Lm 2765

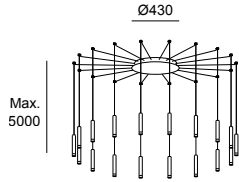
○ 14 White Blanc
 ● 60 Black Noir
 ● 27 Brass Laitonné



	Canopy	Body	Code
O-10V 100-277V	14 ○	27 ●	00-6666-14-27
	14 ○	60 ●	00-6666-14-60
DALI 100-277V	14 ○	27 ●	00-6667-14-27
	14 ○	60 ●	00-6667-14-60

Candle XXS 18 Bodies

BODY MAT	DIF MAT		50000h	2
ST.AL	PMMA		L80 B20	MacAdam



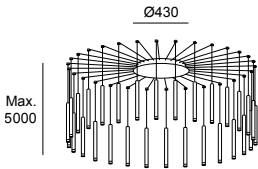
LED | K 2700 | CRI 90 | W Total 60.2 | Real Lm 2765

- 14 White Blanc
- 60 Black Noir
- 27 Brass Laitonné

	Canopy	Body	Code
0-10V 100-277V	14 <input type="radio"/>	27 <input checked="" type="radio"/>	00-8533-14-27
	14 <input type="radio"/>	60 <input checked="" type="radio"/>	00-8533-14-60
DALI 100-277V	14 <input type="radio"/>	27 <input checked="" type="radio"/>	00-8534-14-27
	14 <input type="radio"/>	60 <input checked="" type="radio"/>	00-8534-14-60

Candle 30 Bodies

BODY MAT	DIF MAT		50000h	2
ST.AL	PMMA		L80 B20	MacAdam



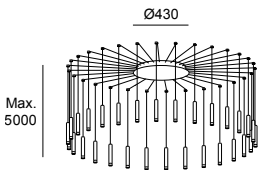
LED | K 2700 | CRI 90 | W Total 109.4 | Real Lm 4608

- 14 White Blanc
- 60 Black Noir
- 27 Brass Laitonné

	Canopy	Body	Code
0-10V 100-277V	14 <input type="radio"/>	27 <input checked="" type="radio"/>	00-6668-14-27
	14 <input type="radio"/>	60 <input checked="" type="radio"/>	00-6668-14-60
DALI 100-277V	14 <input type="radio"/>	27 <input checked="" type="radio"/>	00-6669-14-27
	14 <input type="radio"/>	60 <input checked="" type="radio"/>	00-6669-14-60

Candle XXS 30 Bodies

BODY MAT	DIF MAT		50000h	2
ST.AL	PMMA		L80 B20	MacAdam



LED | K 2700 | CRI 90 | W Total 109.4 | Real Lm 4608

- 14 White Blanc
- 60 Black Noir
- 27 Brass Laitonné

	Canopy	Body	Code
0-10V 100-277V	14 <input type="radio"/>	27 <input checked="" type="radio"/>	00-8535-14-27
	14 <input type="radio"/>	60 <input checked="" type="radio"/>	00-8535-14-60
DALI 100-277V	14 <input type="radio"/>	27 <input checked="" type="radio"/>	00-8536-14-27
	14 <input type="radio"/>	60 <input checked="" type="radio"/>	00-8536-14-60

Iratzoki Lizaso, 2018

Table lamps p. 384
Lampes de table p. 384

+ Ilargi

Ilargi



Natural elegance

Created by Basque designers Iratzoki and Lizaso, Ilargi is a perfect combination of warmth and timeless, functional design. Its traditionally blown glass is highly stylish, combining with solid hardwood. Its soft, pleasant light makes it perfect for residential use or public spaces, helping it to devise comfortable, natural settings.

Élégance naturelle

Ilargi, créé par les designers basques Iratzoki et Lizaso, est une combinaison parfaite de chaleur et de design fonctionnel intemporel. Son verre soufflé de manière artisanale a une présence très élégante, qui est associée à du bois noble massif. Sa lumière est douce et agréable, parfaite pour un usage résidentiel ou pour des espaces publics, créant des ambiances confortables et naturelles.







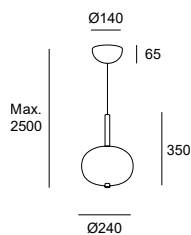
Three available sizes.
Trois dimensions disponibles.

Finishes in solid wood, natural and black.
Finitions en bois massif, naturel et noir.




Ilargi Ø230

BODY MAT	DIF MAT		50000h	3
ST.WOOD	GLA		L80 B20	MacAdam



LED | K 2700 | CRI 90 | W Total 11.8 | Real Lm 641

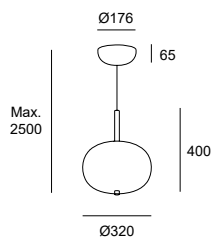
- 92 Dark ash Frêne foncé
- 93 Light ash Frêne clair
- F9 Sandblasted Sablé

	Structure	Difussor	Code
PHASE CUT 220-240V	92 ●	F9 ○	00-6452-92-F9
	93 ●	F9 ○	00-6452-93-F9
0-10V 120-277V	92 ●	F9 ○	00-6010-92-F9
	93 ●	F9 ○	00-6010-93-F9
DALI 220-240V 	92 ●	F9 ○	00-6454-92-F9
	93 ●	F9 ○	00-6454-93-F9

White ceiling rose / Monture blanche


Ilargi Ø320

BODY MAT	DIF MAT		50000h	3
ST.WOOD	GLA		L80 B20	MacAdam



LED | K 2700 | CRI 90 | W Total 18.9 | Real Lm 1054

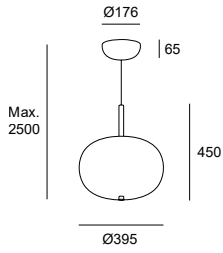
- 92 Dark ash Frêne foncé
- 93 Light ash Frêne clair
- F9 Sandblasted Sablé

	Structure	Difussor	Code
PHASE CUT 220-240V	92 ●	F9 ○	00-6455-92-F9
	93 ●	F9 ○	00-6455-93-F9
1-10V 120-277V	92 ●	F9 ○	00-6011-92-F9
	93 ●	F9 ○	00-6011-93-F9
DALI 220-240V 	92 ●	F9 ○	00-6457-92-F9
	93 ●	F9 ○	00-6457-93-F9

White ceiling rose / Monture blanche

Ilargi Ø395

BODY MAT	DIF MAT		50000h	3
STWOOD	GLA		L80 B20	MacAdam



LED | K 2700 | CRI 90 | W Total 25.5 | Real Lm 1507

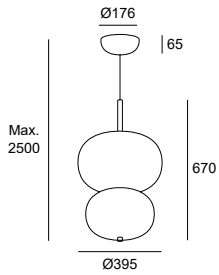
- 92 Dark ash Frêne foncé
- 93 Light ash Frêne clair
- F9 Sandblasted Sablé

	Structure	Difussor	Code
PHASE CUT 220-240V	92 	F9 	00-6458-92-F9
	93 	F9 	00-6458-93-F9
1-10V 100-240V	92 	F9 	00-6012-92-F9
	93 	F9 	00-6012-93-F9
DALI 220-240V	92 	F9 	00-6460-92-F9
	93 	F9 	00-6460-93-F9

White ceiling rose / Monture blanche

Ilargi 2 Bodies

BODY MAT	DIF MAT		50000h	3
STWOOD	GLA		L80 B20	MacAdam



LED | K 2700 | CRI 90 | Real Lm 1833

- 92 Dark ash Frêne foncé
- 93 Light ash Frêne clair
- F9 Sandblasted Sablé

	W Total	Structure	Difussor	Code
1-10V 100-240V	39.6	92 	F9 	00-6013-92-F9
	39.6	93 	F9 	00-6013-93-F9
PHASE CUT 220-240V	40.4	92 	F9 	00-6461-92-F9
	40.4	93 	F9 	00-6461-93-F9
DALI 100-277V	40.6	92 	F9 	00-6463-92-F9
	40.6	93 	F9 	00-6463-93-F9

White ceiling rose / Monture blanche

Nahtrang Studio, 2020

Tubs

Wall fixtures p. 276,
Table lamps p. 386,
Floor lamps p. 446
Appliques p. 276,
Lampes de table p. 386,
Lampadaires p. 446



+ Tubs



Balance

The pyramid shape of the Tubs pendant light adds presence and personality to the space where it is installed, becoming a decorative element in itself. Offering warm lighting, the directable diffusers in the collection easily sculpt the ambient light.

Équilibre

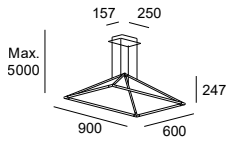
La forme pyramidale de la suspension Tubs apporte présence et personnalité à l'espace où il est placé, devenant un élément décoratif à part entière. Avec un éclairage chaud, les diffuseurs dirigeables de la collection façonnent facilement la lumière de la pièce.






Tubs 900mm

BODY MAT	DIF MAT		50000h	3
AL	PC		L80 B20	MacAdam



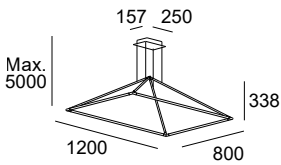
LED | K 3000 | CRI 90 | W Total 41 | Real Lm 1791

- 05 Black Noir
- M1 Opal white Blanc opale

	Structure	Difussor	Code
 ON-OFF 100-240V	05 ●	M1 ○	00-5999-05-M1
DALI 100-277V	05 ●	M1 ○	00-6001-05-M1


Tubs 1200mm

BODY MAT	DIF MAT		50000h	3
AL	PC		L80 B20	MacAdam



LED | K 3000 | CRI 90 | W Total 53.5 | Real Lm 2196

- 05 Black Noir
- M1 Opal white Blanc opale

	Structure	Difussor	Code
 ON-OFF 100-240V	05 ●	M1 ○	00-6000-05-M1
DALI-2/PUSH 100-277V	05 ●	M1 ○	00-6002-05-M1



+ Voiles

Voiles



Artisan and contemporary

Voiles is a contemporary piece handcrafted following an ancient technique using Japanese washi paper. Designer Céline Wright was inspired by her sea voyages, when she would watch the sails flapping in the wind on the high seas. Voiles is the result of this vision, which is why the luminaire is constantly moving, with a rhythm that is as balanced as it is frenzied.

Artisanal et contemporain

Voiles est une pièce contemporaine fabriquée de manière artisanale en suivant une technique millénaire avec le papier japonais washi. La designer Céline Wright s'est inspirée de ses voyages en bateau, en contemplant les voiles qui dirigent le vent en haute mer. Voiles est le résultat de cette vision, c'est pourquoi le luminaire est en mouvement constant, avec un rythme qui, bien qu'il puisse sembler chaotique, est toujours équilibré.





Céline Wright was inspired by her sea voyages, when she would watch the sails flapping in the wind on the high seas.

Céline Wright s'est inspirée de ses voyages en bateau, en contemplant les voiles qui dirigent le vent en haute mer.



The light shade is handcrafted with Japanese washi paper, featuring a translucent design and soft feel.

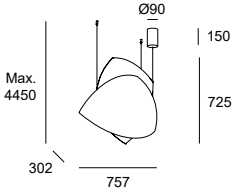
L'abat-jour est fabriqué de manière artisanale avec le papier japonais washi, aux propriétés translucides et doux au toucher.





Voiles Pendant & Ceiling

BODY MAT	DIF MAT		50000h	3
ST	WASHI		L80 B20	MacAdam



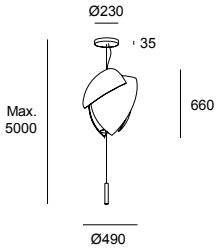
LED | K 2700 | CRI 90 | W Total 33.6 | Real Lm 1864

- 14 White Blanc
- 21 Chrome Chrome

	Structure	Body	Code
DALI 110-240V	21 <input checked="" type="radio"/>	14 <input type="radio"/>	15-7723-21-14

Voiles Small Surface

BODY MAT	DIF MAT		50000h	3
ST	WASHI		L80 B20	MacAdam



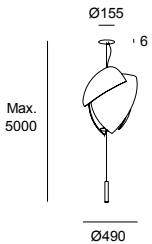
LED | CRI 90 | Real Lm 2357

- 14 White Blanc
- 21 Chrome Chrome

	K	W Total	Structure	Body	Code
1-10V 100-240V	2700	36	21 <input checked="" type="radio"/>	14 <input type="radio"/>	00-7692-21-14
PHASE CUT 220-240V	2700	37.8	21 <input checked="" type="radio"/>	14 <input type="radio"/>	00-7691-21-14
DALI 100-277V	2700	38.1	21 <input checked="" type="radio"/>	14 <input type="radio"/>	00-7693-21-14
1-10V 100-240V	3000	36	21 <input checked="" type="radio"/>	14 <input type="radio"/>	00-6307-21-14
PHASE CUT 220-240V	3000	37.8	21 <input checked="" type="radio"/>	14 <input type="radio"/>	00-6306-21-14
DALI 100-277V	3000	38.1	21 <input checked="" type="radio"/>	14 <input type="radio"/>	00-6308-21-14

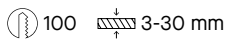
Voiles Small Recessed

BODY MAT	DIF MAT		50000h	3
ST	WASHI		L80 B20	MacAdam



LED | CRI 90 | Real Lm 2357

- 14 White Blanc
- 21 Chrome Chrome



	K	W Total	Structure	Body	Code
1-10V 100-240V	2700	36	21 <input checked="" type="radio"/>	14 <input type="radio"/>	00-7695-21-14
PHASE CUT 220-240V	2700	37.8	21 <input checked="" type="radio"/>	14 <input type="radio"/>	00-7694-21-14
DALI 100-277V	2700	38.1	21 <input checked="" type="radio"/>	14 <input type="radio"/>	00-7696-21-14
1-10V 100-240V	3000	36	21 <input checked="" type="radio"/>	14 <input type="radio"/>	00-6318-21-14
PHASE CUT 220-240V	3000	37.8	21 <input checked="" type="radio"/>	14 <input type="radio"/>	00-6317-21-14
DALI 100-277V	3000	38.1	21 <input checked="" type="radio"/>	14 <input type="radio"/>	00-6319-21-14

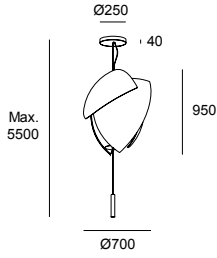
Smart Compatible accs.
Acc. Smart Compatible

DALI 0-10V dimmer Casambi

71-5961-00-00




Voiles Big Surface

BODY MAT	DIF MAT		50000h	3
ST	WASHI		L80 B20	MacAdam



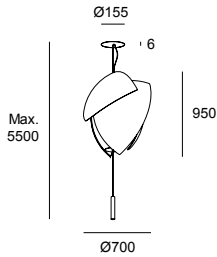
LED | CRI 90 | Real Lm 4032

- 14 White Blanc
- 21 Chrome Chrome

	K	W Total	Structure	Body	Code
DALI 220-240V 	2700	52.2	21 <input checked="" type="radio"/>	14 <input type="radio"/>	00-7687-21-14
1-10V 100-240V	2700	53.5	21 <input checked="" type="radio"/>	14 <input type="radio"/>	00-7686-21-14
PHASE CUT 220-240V	2700	56.6	21 <input checked="" type="radio"/>	14 <input type="radio"/>	00-7685-21-14
DALI 220-240V 	3000	52.2	21 <input checked="" type="radio"/>	14 <input type="radio"/>	00-6305-21-14
1-10V 100-240V	3000	53.5	21 <input checked="" type="radio"/>	14 <input type="radio"/>	00-6304-21-14
PHASE CUT 220-240V	3000	56.6	21 <input checked="" type="radio"/>	14 <input type="radio"/>	00-6303-21-14

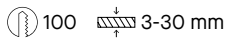
Voiles Big Recessed




BODY MAT	DIF MAT		50000h	3
ST	WASHI		L80 B20	MacAdam



LED | CRI 90 | Real Lm 4032

- 14 White Blanc
- 21 Chrome Chrome



	K	W Total	Structure	Body	Code
DALI 220-240V 	2700	52.2	21 <input checked="" type="radio"/>	14 <input type="radio"/>	00-7690-21-14
1-10V 100-240V	2700	53.5	21 <input checked="" type="radio"/>	14 <input type="radio"/>	00-7689-21-14
PHASE CUT 220-240V	2700	56.6	21 <input checked="" type="radio"/>	14 <input type="radio"/>	00-7688-21-14
DALI 220-240V 	3000	52.2	21 <input checked="" type="radio"/>	14 <input type="radio"/>	00-6316-21-14
1-10V 100-240V	3000	53.5	21 <input checked="" type="radio"/>	14 <input type="radio"/>	00-6315-21-14
PHASE CUT 220-240V	3000	56.6	21 <input checked="" type="radio"/>	14 <input type="radio"/>	00-6314-21-14

Francesc Vilaró, 2019


Catenaria

**The warmth of alabaster applied to light**

Francesc Vilaró was inspired by Gaudí's catenary arches to create this large piece where the focal points are alabaster and its warm and intimate light. The 1.7 m diameter chrome Structure, composed of 30 alabaster tulips, make up a classic chandelier with a contemporary spin.

La chaleur de l'albâtre appliquée à la lumière

Francesc Vilaró s'inspire des arcs caténaux de Gaudí pour créer une pièce de grandes dimensions qui a pour éléments phares l'albâtre et sa lumière chaude et intime. La Structure chromée de 1,7 m de diamètre, composée de 30 tulipes d'albâtre, forme un lustre classique de style contemporain.





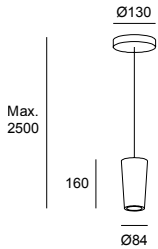
Handcrafted manufacturing
with alabaster.
Fabrication artisanale
en albâtre.



Chrome finish surface-mounted
ceiling rose.
Fleuron en saillie à finition chromée.

White finish recessed ceiling rose.
Fleuron encastré à finition
blanche.

Catenaria Surface



BODY MAT	DIF MAT		50000h	3
AL, AISI304	PMMA, ALAB		L80 B20	MacAdam

LED | K 3000 | CRI 80 | W Total 8.8 | Real Lm 580

- 21 Chrome Chrome
- 55 Alabaster Albâtre



Canopy

Body

Code

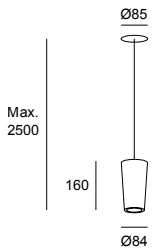
ON-OFF 100-240V

21

55

00-7614-21-55

Catenaria Recessed



BODY MAT	DIF MAT		50000h	3
AL, AISI304	PMMA, ALAB		L80 B20	MacAdam

LED | K 3000 | CRI 80 | W Total 8.8 | Real Lm 580

- 14 White Blanc
- 55 Alabaster Albâtre



Canopy

Body

Code

ON-OFF 100-240V

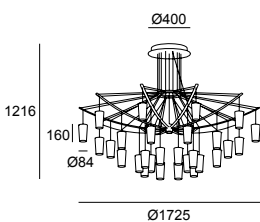
14

55

00-7615-14-55

65 0-30 mm

Catenaria Chandelier



BODY MAT	DIF MAT		50000h	3
AL, MAR, AISI304	PMMA, ALAB		L80 B20	MacAdam

LED | K 3000 | CRI 80 | W Total 216 | Real Lm 17400

- 21 Chrome Chrome
- 55 Alabaster Albâtre



Canopy

Body

Code

0-10V 100-277V

21

55

20-7613-21-55

DALI 100-277V

21

55

20-7612-21-55

Dew




Ephemeral beauty

Dew is an organic composition that explores light and ephemeral beauty, inspired by dew drops on a fresh spring morning. With a linear configuration formed by a line of oval droplets connected by aluminium pieces at variable intervals, this collection is a decorative range with exceptional technical features. Dew comes in both vertical and horizontal variations, making any combination and angle a possibility.

La beauté de l'éphémère

Dew est une composition organique qui explore la lumière et la beauté éphémère, s'inspirant des gouttes de rosée d'un matin printanier. Avec une configuration linéaire formée par une ligne de points ovales reliés par des pièces en aluminium à des distances variables, il s'agit d'une collection décorative à fort caractère technique. Dew est présenté dans des variations verticales et horizontales, ce qui rend possible toutes les combinaisons et tous les angles.





Compositional freedom.
Liberté de composition.



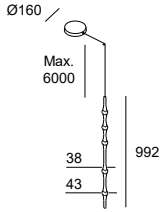
Compatible with installations that require large drops.
Compatible avec les installations exigeant une grande hauteur.



Dew comes in two sizes in a painted black matte finish.
Dew existe en deux dimensions dans une finition peinte en noir mat.

Dew 992mm

BODY MAT	DIF MAT		50000h	3
AL	PC		L80 B20	MacAdam



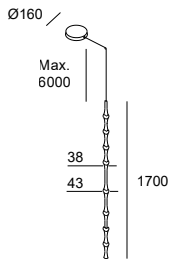
LED | K 2700 | CRI 90 | W Total 13 | Real Lm 782

- 05 Black Noir
- M1 Opal white Blanc opale

	Structure	Difussor	Code
O-10V 220-240V	05 ●	M1 ○	00-8305-05-M1
DALI 220-240V	05 ●	M1 ○	00-8304-05-M1

Dew 1700mm

BODY MAT	DIF MAT		50000h	3
AL	PC		L80 B20	MacAdam



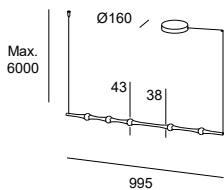
LED | K 2700 | CRI 90 | W Total 21.1 | Real Lm 1383

- 05 Black Noir
- M1 Opal white Blanc opale

	Structure	Difussor	Code
O-10V 220-240V	05 ●	M1 ○	00-8307-05-M1
DALI 220-240V	05 ●	M1 ○	00-8306-05-M1

Dew 995mm

BODY MAT	DIF MAT		50000h	3
AL	PC		L80 B20	MacAdam



LED | K 2700 | CRI 90 | W Total 13 | Real Lm 782

- 05 Black Noir
- M1 Opal white Blanc opale

	Structure	Difussor	Code
O-10V 220-240V	05 ●	M1 ○	00-8303-05-M1
DALI 220-240V	05 ●	M1 ○	00-8302-05-M1

Francesc Vilaró, 2018



+ Alive

Alive



Subtle, functional design

Alive starts from a classic and timeless design, but becomes transformed when it adapts to the spaces in which it is installed. In this way, the minimalist expression of a linear pendant light with a cone-shaped end can be radically transformed with a profile incorporating a frosted glass diffuser that softly diffuses the light or by creating more complex mass compositions.

Design subtil et fonctionnel

Alive est basé sur un design classique et intemporel, mais se transforme lorsqu'il s'adapte aux espaces dans lesquels il se trouve. Ainsi, l'expression minimale d'une suspension linéaire terminée en forme conique change radicalement lorsque le profil intègre un diffuseur en verre teinté qui diffuse légèrement la lumière ou lorsque des compositions massives plus complexes sont créées.



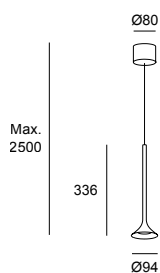




Option with oval diffuser with artisan-blown frosted glass.
Option avec un diffuseur ovale en verre teinté soufflé de manière artisanale.

Alive Single

BODY MAT	DIF MAT		50000h	2
ST,AL	PMMA		L80 B20	MacAdam



LED | K 2700 | CRI 80 | W Total 8.5 | Real Lm 492

- 05 Black Noir
- 21 Chrome Chrome



Structure

Code

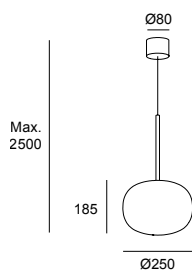
ON-OFF 100-240V

- 05
- 21

00-6670-05-05
00-6670-21-21

Alive Single with glass difusor

BODY MAT	DIF MAT		50000h	2
ST,AL	PMMA,GLA		L80 B20	MacAdam



LED | K 2700 | CRI 80 | W Total 8.5 | Real Lm 454

- 05 Black Noir
- 21 Chrome Chrome
- F1 Sandblasted glass Verre sablé



Structure

Difusor

Code

ON-OFF 100-277V

- 05
- 21

- F1
- F1

00-6671-05-F1
00-6671-21-F1

Francesc Vilaró, 2016

Invisible

Wall fixtures p. 294, p. 320,
Table lamps p. 396,
Floor lamps p. 450
Appliques p. 294, p. 320,
Lampes de table p. 396,
Lampadaires p. 450



+ Invisible



Light movement

Invisible is synonymous with freedom of movement, both of the axes of its Structure and of the head, which allows users to direct the light beam as needed without altering the compositional richness of the environment. Available in three pendant versions, this iconic collection has been awarded on several occasions with prestigious acknowledgements from the world of design.

Légèreté de mouvement

Invisible est synonyme de liberté de mouvement, tant des axes de sa Structure que de la tête, permettant de diriger le faisceau lumineux là où il est nécessaire sans altérer la richesse de composition du décor. Avec trois versions de suspension, la collection est une icône qui a été récompensée à plusieurs occasions, recevant d'importantes mentions dans le monde du design.

Winner of the German Design Award in 2016.

Lauréat du German Design Award en 2016.





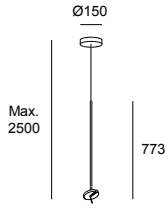


The rotating head means the light can be directed.
La rotation de la tête permet de diriger la lumière.



Invisible Single Fixed

BODY MAT	DIF MAT		50000h	
ST.AL	PMMA		L80 B20	



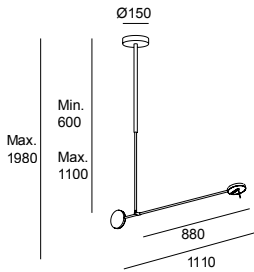
LED | CRI 80

● 05 Black Noir

	K	W Total	Real Lm	Structure	Code
PHASE CUT 220-240V	2700 3000	12.2 10.5	551 550	05 ● 05 ●	00-7382-05-05 00-5693-05-05

Invisible Single Adjustable

BODY MAT	DIF MAT		50000h		
ST.AL	PMMA		L80 B20		



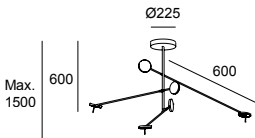
LED | CRI 80

● 05 Black Noir

	K	W Total	Real Lm	Structure	Code
PHASE CUT 220-240V	2700 3000	12.2 10.5	551 550	05 ● 05 ●	00-7383-05-05 00-5694-05-05

Invisible 3 Bodies

BODY MAT	DIF MAT		50000h	3		
ST.AL	PMMA		L80 B20			



LED | CRI 90 | W Total 28.5

● 05 Black Noir

	K	Real Lm	Structure	Code
ON-OFF 100-240V	2700	1602	05 ●	00-7384-05-05
PHASE CUT 220-240V	2700	1602	05 ●	00-7385-05-05
ON-OFF 100-240V	3000	1650	05 ●	00-5695-05-05
PHASE CUT 220-240V	3000	1650	05 ●	00-5696-05-05

Josep Patsí, 2017

Floor lamps p. 448
Lampadaires p. 448

+ Circ

Circ



The elegance of neutral shapes

Inspired by traditional circus tents, designer Josep Patsí has created a circular luminaire with different sizes and compositions that blends into settings with a neutral elegance, without added frills.

L'élégance des formes neutres

S'inspirant des chapiteaux de cirque traditionnels, le designer Josep Patsí a créé un luminaire circulaire de différentes dimensions et compositions qui s'adapte aux espaces avec l'élégance d'une forme neutre, sans éléments ajoutés.



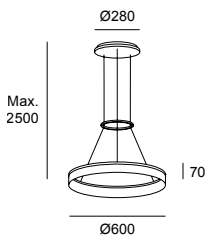
Customisable combinations through special projects.
Des combinaisons personnalisables à travers des projets spéciaux.



Individual or multiple models.
Modèles individuels ou multiples.

Circ Ø600

BODY MAT	DIF MAT		50000h
ST,AL	PMMA		L80 B20



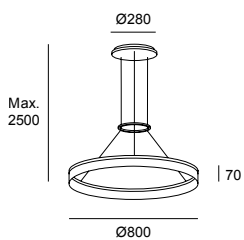
LED | K 3000 | CRI 80 | W Total 31 | Real Lm 1577

- BW White Blanc
- M3 Anodised Anodisé

	Canopy	Structure	Code
ON-OFF 100-240V	BW <input type="radio"/>	M3 <input checked="" type="radio"/>	00-0001-BW-M3
1-10V 100-240V	BW <input type="radio"/>	M3 <input checked="" type="radio"/>	00-0641-BW-M3

Circ Ø800

BODY MAT	DIF MAT		50000h
ST,AL	PMMA		L80 B20



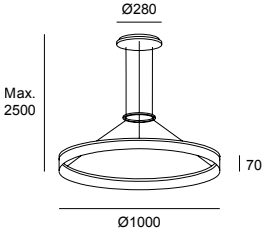
LED | K 3000 | CRI 80 | W Total 45.1 | Real Lm 2086

- BW White Blanc
- M3 Anodised Anodisé

	Canopy	Structure	Code
ON-OFF 100-240V	BW <input type="radio"/>	M3 <input checked="" type="radio"/>	00-0002-BW-M3
1-10V 100-240V	BW <input type="radio"/>	M3 <input checked="" type="radio"/>	00-0642-BW-M3


Circ Ø1000

BODY MAT	DIF MAT		50000h
AL	PMMA		L80 B20



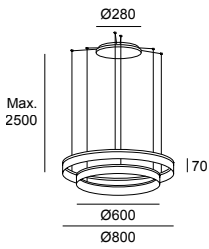
LED | K 3000 | CRI 80 | W Total 49.3 | Real Lm 3473

- BW White Blanc
- M3 Anodised Anodisé

	Canopy	Structure	Code
 ON-OFF 100-240V	BW <input type="radio"/>	M3 <input checked="" type="radio"/>	00-3642-BW-M3
1-10V 100-240V	BW <input type="radio"/>	M3 <input checked="" type="radio"/>	00-3646-BW-M3


Circ Ø600 + Ø800

BODY MAT	DIF MAT		50000h
AL	PMMA		L80 B20




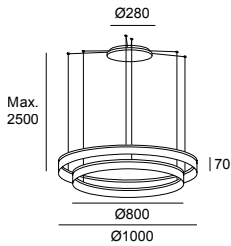
LED | K 3000 | CRI 80 | W Total 58 | Real Lm 3799

- BW White Blanc
- M3 Anodised Anodisé

	Canopy	Structure	Code
 ON-OFF 100-240V	BW <input type="radio"/>	M3 <input checked="" type="radio"/>	00-3647-BW-M3


Circ Ø800 + Ø1000

BODY MAT	DIF MAT		50000h
AL	PMMA		L80 B20



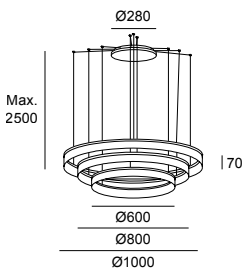
LED | K 3000 | CRI 80 | W Total 72 | Real Lm 6171

- BW White Blanc
- M3 Anodised Anodisé

	Canopy	Structure	Code
 ON-OFF 100-240V	BW <input type="radio"/>	M3 <input checked="" type="radio"/>	00-3648-BW-M3


Circ Ø600 + Ø800 + Ø1000

BODY MAT	DIF MAT		50000h
AL	PMMA		L80 B20



LED | K 3000 | CRI 80 | W Total 94 | Real Lm 7136

- BW White Blanc
- M3 Anodised Anodisé

	Canopy	Structure	Code
 ON-OFF 100-240V	BW <input type="radio"/>	M3 <input checked="" type="radio"/>	00-3649-BW-M3

Joel Karlsson, 2020



+ Shoemaker

Shoemaker



Warmth

Shoemaker is Joel Karlsson's reinterpretation of a classic shape, a highly technical yet decorative piece designed with straight, pure lines. The recycled felt finishes of the diffuser in the two options available give the collection a unique personality. It also comes in different colour temperatures and with other smart lighting features.

Chaleur

Avec Shoemaker, Joel Karlsson réinterprète une forme classique, dessinant avec des lignes droites et pures une pièce à la fois très technique et décorative. La finition en feutre recyclé du diffuseur dans les deux options disponibles est un facteur déterminant de la personnalité de la collection, qui est également présentée avec différentes températures de couleur et d'autres avantages de l'éclairage intelligent.







Tunable White (2700K- 6000K).
Tunable White (2700K- 6000K).



EK finish.
EK finition.



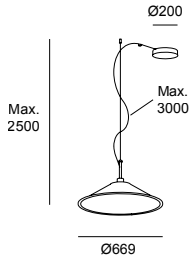
EQ finish.
EQ finition.



Recycled, sound-absorbing material with flame-retardant properties.
Matériau recyclé, acoustique et aux propriétés ignifuges.

Shoemaker Ø669

BODY MAT	DIF MAT		50000h	3
ST,FELT	PMMA		L80 B20	MacAdam



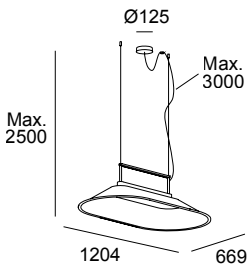
- 05 Black Noir
- EK Dark gray Gris foncé
- EQ Light brown Brun clair

LED | CRI 90

	K	W	Total	Real	Lm	Struct.	Body	Code
0-10V	2700	28.6	1358	05	● EK	●		00-7728-05-EK
	100-240V	2700	28.6	1358	05	● EQ	●	00-7728-05-EQ
DALI	2700	28.6	1358	05	● EK	●		00-7731-05-EK
	100-240V	2700	28.6	1358	05	● EQ	●	00-7731-05-EQ
DALI DT8	TW 2700-6500	22.2	1088	05	● EK	●		00-7727-05-EK
	220-240V	TW 2700-6500	22.2	1088	05	● EQ	●	00-7727-05-EQ

Shoemaker 1204mm

BODY MAT	DIF MAT		50000h	3
ST,FELT	PMMA		L80 B20	MacAdam



- 05 Black Noir
- EK Dark gray Gris foncé
- EQ Light brown Brun clair

LED | CRI 90

	K	W	Total	Real	Lm	Struct.	Body	Code
0-10V	2700	55	3631	05	● EK	●		00-7730-05-EK
	100-240V	2700	55	3631	05	● EQ	●	00-7730-05-EQ
DALI-2	2700	55	3631	05	● EK	●		00-7732-05-EK
	100-240V	2700	55	3631	05	● EQ	●	00-7732-05-EQ
DALI DT8	TW 2700-6500	53.9	4002	05	● EK	●		00-7729-05-EK
	220-240V	TW 2700-6500	53.9	4002	05	● EQ	●	00-7729-05-EQ

Smart Compatible accs.
Acc. Smart Compatible

DALI 0-10V dimmer Casambi

71-5961-00-00

Benedito Design, 2018

Saturn



Glossy elegance

Featuring a matt satin brass finish, this lamp's hallmark lies in the purity, simplicity and timeless nature of its lines.

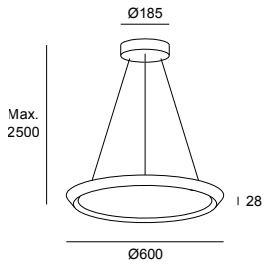
Élégance satinée

Avec une finition en laiton satiné mat, la caractéristique de cette lampe se trouve dans la pureté, la simplicité et l'intemporalité de ses lignes.



Saturn Ø600

BODY MAT ST	DIF MAT PBT		50000h L80 B20	3 MacAdam	 DIM
----------------	----------------	--	-------------------	--------------	---------



LED | K 2700 | CRI 80 | W Total 47 | Real Lm 2344

- 27 Brass Laitonné
- M1 Opal white Blanc opale



	Structure	Difussor	Code
PHASE CUT 220-240V	27	M1	00-6014-27-M1

Hello



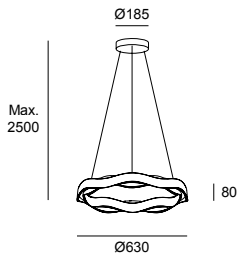
Harmony

Inspired by undulating sea waves, Josep Patsí has designed a luminaire that harmonises interiors with warm and comfortable lighting.

Harmonie

S'inspirant de la houle, Josep Patsí a créé un luminaire qui s'harmonise aux espaces avec une lumière chaude et confortable.

BODY MAT	DIF MAT		50000h	3
PUR,ST	PMMA		L80 B20	MacAdam



LED | K 2700 | CRI 80 | W Total 28.3 | Real Lm 1341

- BW White Blanc
- CT Painted rust Oxyde peint
- M1 Opal white Blanc opale



Structure

Difussor

Code

PHASE CUT 220-240V

BW
CT

M1
M1

00-5275-BW-M1
00-5275-CT-M1

Wis design, 2014

Umbrella




Serenity on a rainy day


As the name suggests, Umbrella's design draws inspiration from the shape of an open umbrella on a rainy day. Featuring a pleated interior, its lighting effect evokes the serenity of the sun's rays shining through the clouds after a storm.

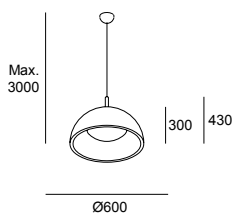
Placidité un jour de pluie

Comme son propre nom l'indique, Umbrella s'inspire de la forme d'un parapluie ouvert un jour de pluie. Avec un intérieur plissé, il offre un effet de lumière qui évoque la placidité des rayons du soleil lorsque le calme arrive après la tempête.



Umbrella Ø600

BODY MAT	DIF MAT	
PMMA,ST	TEX,GLA	



E14 Max. L 145 mm - Ø 45 mm | W 3 × Max. 9

- 05 Black Noir
- AP Gold Or


Interior Screen Exterior Screen

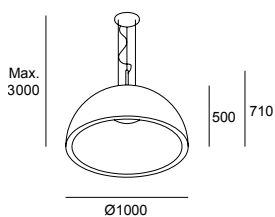
Code

- AP ●
- 05 ●

00-2727-AP-05

Umbrella Ø1000

BODY MAT	DIF MAT	
PMMA,ST	TEX,GLA	



E14 Max. L 145 mm - Ø 45 mm | W 3 × Max. 15

- 05 Black Noir
- AP Gold Or

Interior Screen Exterior Screen

Code

- AP ●
- 05 ●

00-2726-AP-05



+ Prolix

Prolix



Style and elegance

Contemporaneity, style and control of the light angle are the keys to this offering by Nahrang. Not only does Prolix boast a faceted silhouette, but it also has a great technical advantage thanks to an advanced lens that allows the light angle to be graduated, thereby achieving the desired lighting effect.

Style et élégance

Contemporanéité, style et contrôle de l'angle lumineux sont les piliers sur lesquels repose cette solution de Nahrang. Prolix affiche non seulement une silhouette à facettes, mais aussi un grand avantage technique grâce à un module optique avancé qui permet de régler l'angle de la lumière pour obtenir l'effet lumineux souhaité.





Adjustable lens to increase the light angle.

(Zoom 15°-50°)

Module optique réglable permettant d'accroître l'angle lumineux.

(Zoom 15°-50°).

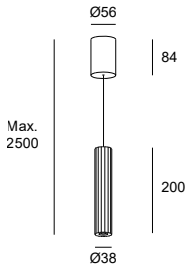
Key to adjust the lens manually.

Clé pour régler l'optique manuellement.



Prolix Surface

BODY MAT	DIF MAT		50000h	3
AL	PMMA		L80 B20	MacAdam




LED | K 2700 | CRI 90 | W Total 7.6 | Real Lm 217

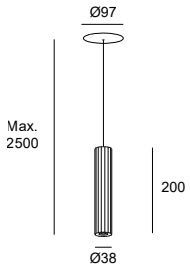
- 05 Black Noir
- DN Matte gold Or mat



	Canopy	Body	Code
PHASE CUT 220-240V	05 ● DN ●	05 ● DN ●	00-8513-05-05 00-8513-DN-DN

Prolix Recessed

BODY MAT	DIF MAT		50000h	3
AL	PMMA		L80 B20	MacAdam





LED | K 2700 | CRI 90 | W Total 7.6 | Real Lm 217

- 05 Black Noir
- DN Matte gold Or mat



	Body	Code
PHASE CUT 220-240V	05 ● DN ●	00-8514-05-05 00-8514-DN-DN

White ceiling rose / Monture blanche

 65  3-30 mm

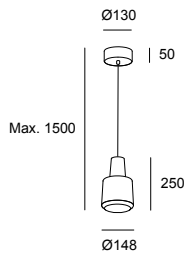
Khoi





Khoi Surfacé

BODY MAT	DIF MAT		50000h	2
AL	GLA		L80 B20	MacAdam



LED | K 3000 | CRI 80 | W Total 22.7 | Real Lm 907

- 14 White Blanc
- 37 Transparent Transparent
- CS Cement grey Gris ciment
- 12 Fumé Fumé



Structure

Difussor

Code

ON-OFF 100-277V

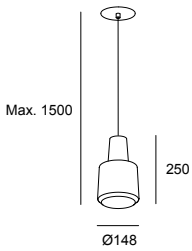
- 14 ○
- CS ●

- 37 ○
- 12 ●

00-4037-14-37
00-4037-CS-12

Khoi Recessed

BODY MAT	DIF MAT		50000h	2
AL	GLA		L80 B20	MacAdam



LED | K 3000 | CRI 80 | W Total 22.7 | Real Lm 907

- 14 White Blanc
- 37 Transparent Transparent
- CS Cement grey Gris ciment
- 12 Fumé Fumé



Body

Difussor

Code

ON-OFF 100-240V

- 14 ○
- CS ●

- 37 ○
- 12 ●

00-5980-14-37
00-5980-CS-12

White ceiling rose / Monture blanche

65 3-30 mm

The indicated flux corresponds to the core temperature (3000K).
Le flux indiqué correspond à la température centrale (3 000 K).

Colours shown are approximate and may not reflect shades precisely due to possible changes linked to different materials and finishes, as well as lighting and printing factors.

Les couleurs affichées sont approximatives et peuvent ne pas refléter fidèlement les tonalités, en raison des variations possibles liées aux différents types de matériaux et de finitions, ainsi qu'aux facteurs d'éclairage et d'impression.

Francesc Vilaró, 2021

Floor lamps p. 438
Lampadaires p. 438

+ Noway

Noway

**Simplicity and purity**

Noway balances simplicity, purity and authenticity. The combination of two diffuser Structures of different sizes, in matt black and gold finishes, offers warm and comfortable lighting.

Simplicit  et puret 

Noway combine simplicit , puret  et authenticit . La combinaison de deux Structures de diffusion de tailles diff rentes, en finition noir mat et or, offre un  clairage chaleureux et confortable.

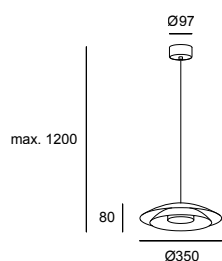




Features a built-in switch.
Muni d'un interrupteur intégré.



Noway Small



BODY MAT	50000h	3	SWITCH CCT
ST	L80 B20	MacAdam	SW 2700-3000-4000

- 05 Black Noir
- DN Matte gold Or mat

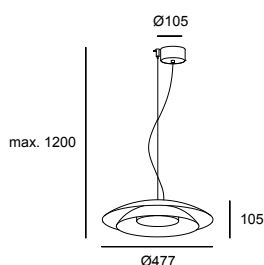
LED | K SW 2700-3000-4000 | CRI 90 | W Total 18.5 | Real Lm 618 | K SW 2700-3000-4000



	Upper Screen	Lower Screen	Code
ON-OFF 220-240V	05 ● DN ●	05 ● 05 ●	00-8391-05-05 00-8391-DN-05
PHASE CUT 220-240V	05 ● DN ●	05 ● 05 ●	00-8392-05-05 00-8392-DN-05
Light For Life 220-240V (ON-OFF)	05 ● DN ●	05 ● 05 ●	00-8393-05-05 00-8393-DN-05

The indicated flux corresponds to the core temperature (3000K).
Le flux indiqué correspond à la température centrale (3 000 K).

Noway Big



BODY MAT	50000h	3	SWITCH CCT
ST	L80 B20	MacAdam	SW 2700-3000-4000

- 05 Black Noir
- DN Matte gold Or mat

LED | K SW 2700-3000-4000 | CRI 90 | W Total 24.5 | Real Lm 813 | K SW 2700-3000-4000



	Upper Screen	Lower Screen	Code
ON-OFF 220-240V	05 ● DN ●	05 ● 05 ●	00-8394-05-05 00-8394-DN-05
PHASE CUT 220-240V	05 ● DN ●	05 ● 05 ●	00-8395-05-05 00-8395-DN-05
Light For Life 220-240V (ON-OFF)	05 ● DN ●	05 ● 05 ●	00-8396-05-05 00-8396-DN-05

The indicated flux corresponds to the core temperature (3000K).
Le flux indiqué correspond à la température centrale (3 000 K).

Smart Compatible accs.
Acc. Smart Compatible

Trailing edge dimmer Casambi

71-5959-00-00

Plat

**Smoothness and elegance**

With a simple but carefully designed oval shape crafted in hand-blown glass, the Plat luminaire is remarkable for the softness of its design. Available in three different shades, it can be installed individually or as a composition.

Douceur et élégance

Avec une forme ovale élaborée mais simple, en verre soufflé de manière artisanale, Plat est une proposition qui se distingue précisément par la délicatesse de son design. En trois teintes différentes, il peut être installé individuellement ou dans une composition.





Traditionally blown glass.
Verre soufflé à main levée.

Features a built-in switch.
Muni d'un interrupteur intégré.



30% green tone.
Tonalité à 30 % vert.



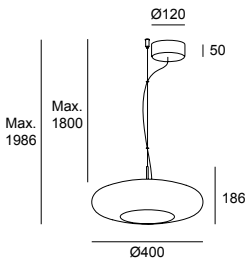
50% smoked tone.
Tonalité à 50 % fumé.



30% amber tone.
Tonalité à 30 % ambré.

Plat Surface

BODY MAT	DIF MAT		50000h	3	SWITCH CCT
ST	GLA		L80 B20	MacAdam	SW 2700-3000-4000



- 05 Black Noir
- 08 Green Vert
- 12 Fumé Fumé
- 15 Amber Ambré

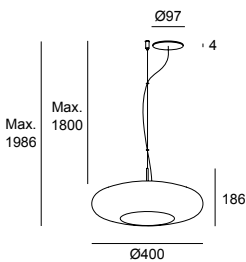
LED | K SW 2700-3000-4000 | CRI 90 | W Total 13 | K SW 2700-3000-4000

	Real Lm	Canopy	Body	Code
ON-OFF 220-240V	805	05 ●	08 ●	00-8404-05-08
	762	05 ●	12 ●	00-8404-05-12
	743	05 ●	15 ●	00-8404-05-15
PHASE CUT 220-240V	805	05 ●	08 ●	00-8403-05-08
	762	05 ●	12 ●	00-8403-05-12
	743	05 ●	15 ●	00-8403-05-15

The indicated flux corresponds to the core temperature (3000K).
Le flux indiqué correspond à la température centrale (3 000 K).

Plat Recessed

BODY MAT	DIF MAT		50000h	3	SWITCH CCT	
ST	GLA		L80 B20	MacAdam	SW 2700-3000-4000	



- 05 Black Noir
- 08 Green Vert
- 12 Fumé Fumé
- 15 Amber Ambré

LED | K SW 2700-3000-4000 | CRI 90 | W Total 13 | K SW 2700-3000-4000

	Real Lm	Canopy	Body	Code
PHASE CUT 220-240V	805	05 ●	08 ●	00-8405-05-08
	762	05 ●	12 ●	00-8405-05-12
	743	05 ●	15 ●	00-8405-05-15
DALI 220-240V	805	05 ●	08 ●	00-8406-05-08
	762	05 ●	12 ●	00-8406-05-12
	743	05 ●	15 ●	00-8406-05-15

The indicated flux corresponds to the core temperature (3000K).
Le flux indiqué correspond à la température centrale (3 000 K).

Smart Compatible accs. / Acc. Smart Compatible

DALI 0-10V dimmer Casambi	71-5961-00-00
---------------------------	----------------------

Smart Compatible accs. Acc. Smart Compatible	Trailing edge dimmer Casambi	71-5959-00-00
---	------------------------------	----------------------

Josep Patsí, 2020

Glam



Natural elegance

Personality and elegance are some of Glam's attributes. Made from blown glass, the result is an inclusive collection that fosters a pleasant, warm, personable setting.

Élégance naturelle

Personnalité et élégance sont quelques-uns des atouts de Glam. Sa fabrication en verre soufflé en fait une collection enveloppante qui favorise une atmosphère agréable, chaleureuse et de caractère.



Available in two sizes.
Disponible en deux tailles.

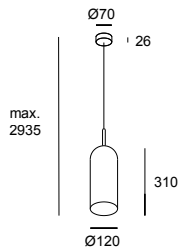




Traditionally blown glass.
Verre soufflé à main levée.

Glam 310mm

BODY MAT	DIF MAT		
ST	GLA		



E14 | W Max. 9

- 14 White Blanc
- DN Matte gold Or mat
- 12 Fumé Fumé

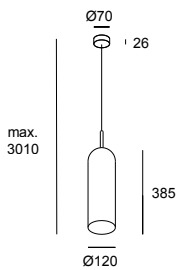
Structure	Body
DN	12
DN	14

Code

00-8107-DN-12
00-8107-DN-14

Glam 385mm

BODY MAT	DIF MAT		
ST	GLA		



E14 | W Max. 9

- 14 White Blanc
- DN Matte gold Or mat
- 12 Fumé Fumé

Structure	Body
DN	12
DN	14

Code

00-8108-DN-12
00-8108-DN-14

Smart Compatible accs.
Acc. Smart Compatible

E14 TW Wi-Fi light bulb Light For Life

71-8221-00-00



+ Attic

Attic



Compositional richness

Attic is a modular, contemporary collection formed by two lampshades, one of which is conical and the other cylindrical, and it's presented with a hanging system that can be used independently or in conjunction with other pieces. Attic achieves inviting settings by playing with the position of its cables and casings, with infinite compositional and plastic possibilities available.

Richesse de composition

Collection modulaire au design contemporain, Attic se compose de deux abat-jour, l'un de forme conique et l'autre de forme cylindrique. Ce modèle est proposé avec un système de suspension qui peut être disposé de façon individuelle ou composée. Attic réussit à créer un décor plein d'atmosphère en jouant sur la position des câbles et des corps, offrant ainsi d'infinies possibilités en termes de composition et de plastique.



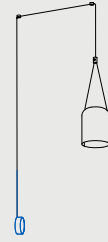
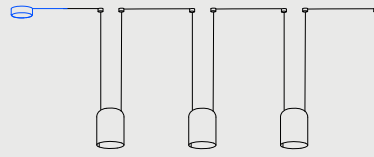
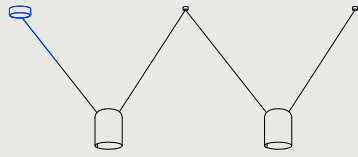
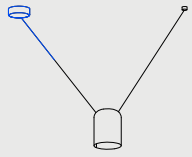
Installation
Installation

PENDANT
SUSPENSION

WALL FIXTURE
APPLIQUE

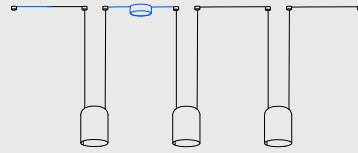
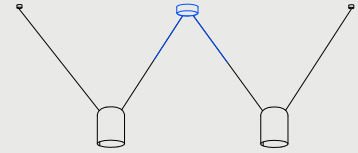
Individual lateral
Individuel latérale

Multiple lateral
Multiple latérale



Individual central
Individuel centrale

Multiple central
Multiple centrale

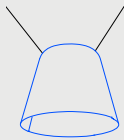
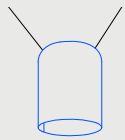


Screen
Abat-jour

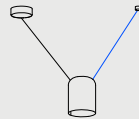
Cable Length
Longueur de câble

CILINDRICAL
CYLINDRIQUE

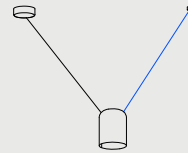
CONICAL
CONIQUE



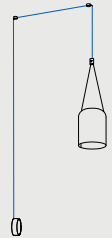
Max.
2600 mm *



969 mm



1969 mm



Max.
5000 mm

* Cable Length for single centered installation.

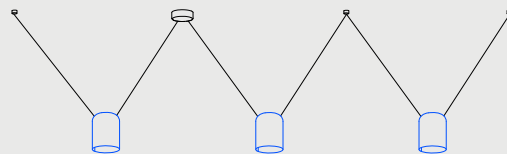
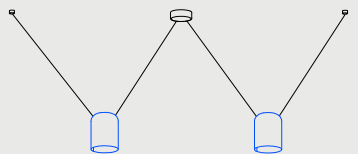
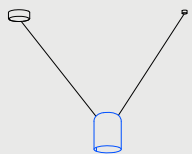
* Longueur de câble pour une installation individuel centrale.

Standard combinations
Combinaisons standard

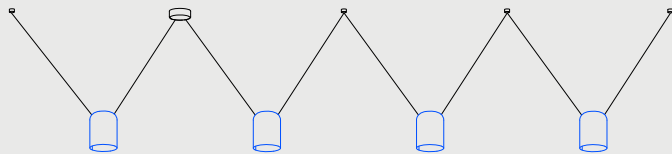
1 BODY
1 CORPS

2 BODIES
2 CORPS

3 BODIES
3 CORPS



4 BODIES
4 CORPS



Finishes
Finitions

BLACK
NOIR


05

WHITE
BLANC

14

GOLD
OR

EF



Configure your luminaire
Configurez votre luminaire









05-05

05-14

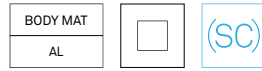
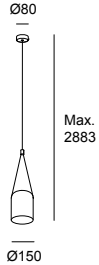
05-DL

05-05

05-14

05-DL

Attic Rectangular Shape



E27 | W Max. 15

- 14 White Blanc
- 05 Black Noir
- DL* Gold Or

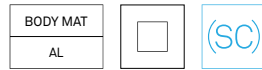
Structure **Exterior Screen**

- | | |
|------|-------|
| 05 ● | 05 ● |
| 05 ● | 14 ○ |
| 05 ● | DL ●* |

Code

- 00-7388-05-05**
- 00-7388-05-14**
- 00-7388-05-DL**

Attic Conic Shape



E27 | W Max. 15

- 14 White Blanc
- 05 Black Noir
- DL* Gold Or

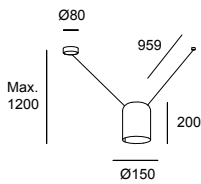
Structure **Exterior Screen**

- | | |
|------|-------|
| 05 ● | 05 ● |
| 05 ● | 14 ○ |
| 05 ● | DL ●* |

Code

- 00-7389-05-05**
- 00-7389-05-14**
- 00-7389-05-DL**

Attic Rectangular Shape V 1200 mm



E27 | W Max. 15

- 14 White Blanc
- 05 Black Noir
- DL* Gold Or

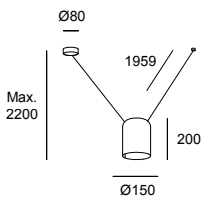
Structure **Exterior Screen**

- | | |
|------|-------|
| 05 ● | 05 ● |
| 05 ● | 14 ○ |
| 05 ● | DL ●* |

Code

- 00-7392-05-05**
- 00-7392-05-14**
- 00-7392-05-DL**

Attic Rectangular Shape V 2200 mm



E27 | W Max. 15

- 14 White Blanc
- 05 Black Noir
- DL* Gold Or

Structure **Exterior Screen**

- | | |
|------|-------|
| 05 ● | 05 ● |
| 05 ● | 14 ○ |
| 05 ● | DL ●* |

Code

- 00-7390-05-05**
- 00-7390-05-14**
- 00-7390-05-DL**

Smart Compatible accs.
Acc. Smart Compatible

E27 RGBW Wi-Fi light bulb Light For Life

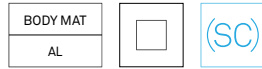
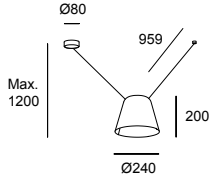
71-8219-00-00

*Please contact our sales team for conditions and delivery times.

*Consultez notre équipe commerciale pour connaître les conditions et les délais de livraison.



Attic Conic Shape V 1200 mm



- 14 White Blanc
- 05 Black Noir
- DL* Gold Or

E27 | W Max. 15

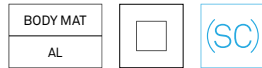
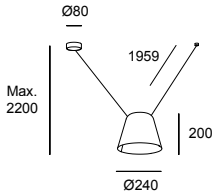
Structure Exterior Screen

- | | |
|------|-------|
| 05 ● | 05 ● |
| 05 ● | 14 ○ |
| 05 ● | DL ●* |

Code

- 00-7393-05-05**
- 00-7393-05-14**
- 00-7393-05-DL**

Attic Conic Shape V 2200 mm



- 14 White Blanc
- 05 Black Noir
- DL* Gold Or

E27 | W Max. 15

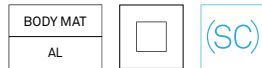
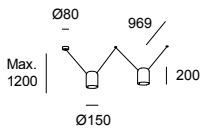
Structure Exterior Screen

- | | |
|------|-------|
| 05 ● | 05 ● |
| 05 ● | 14 ○ |
| 05 ● | DL ●* |

Code

- 00-7391-05-05**
- 00-7391-05-14**
- 00-7391-05-DL**

Attic 2 bodies Rectangular Shape 1200mm Side



- 14 White Blanc
- 05 Black Noir
- DL* Gold Or

E27 x2 | W 2 × Max. 15

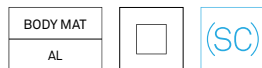
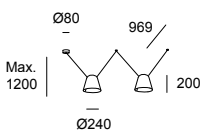
Structure Exterior Screen

- | | |
|------|-------|
| 05 ● | 05 ● |
| 05 ● | 14 ○ |
| 05 ● | DL ●* |

Code

- 00-7396-05-05**
- 00-7396-05-14**
- 00-7396-05-DL**

Attic 2 bodies Conic Shape 1200mm Side



- 14 White Blanc
- 05 Black Noir
- DL* Gold Or

E27 x2 | W 2 × Max. 15

Structure Exterior Screen

- | | |
|------|-------|
| 05 ● | 05 ● |
| 05 ● | 14 ○ |
| 05 ● | DL ●* |

Code

- 00-7397-05-05**
- 00-7397-05-14**
- 00-7397-05-DL**

Smart Compatible accs.
Acc. Smart Compatible

E27 RGBW Wi-Fi light bulb Light For Life

71-8219-00-00

*Please contact our sales team for conditions and delivery times.

*Consultez notre équipe commerciale pour connaître les conditions et les délais de livraison.



05-05

05-14

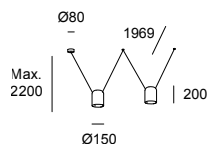
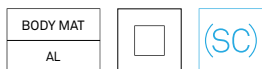
05-DL

05-05

05-14

05-DL

Attic 2 bodies Rectangular Shape 1969 mm Side



E27 x2 | W 2 × Max. 15

Structure Exterior Screen

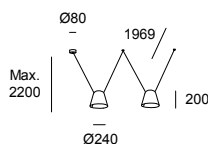
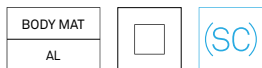
- | | |
|------|--------|
| 05 ● | 05 ● |
| 05 ● | 14 ○ |
| 05 ● | DL* ●* |

- 14 White Blanc
- 05 Black Noir
- DL* Gold Or

Code

- 00-7394-05-05**
- 00-7394-05-14**
- 00-7394-05-DL**

Attic 2 bodies Conic Shape 2200mm Side



E27 x2 | W 2 × Max. 15

Structure Exterior Screen

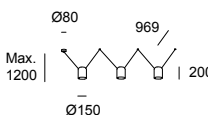
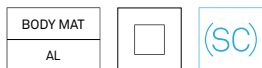
- | | |
|------|--------|
| 05 ● | 05 ● |
| 05 ● | 14 ○ |
| 05 ● | DL* ●* |

- 14 White Blanc
- 05 Black Noir
- DL* Gold Or

Code

- 00-7395-05-05**
- 00-7395-05-14**
- 00-7395-05-DL**

Attic 3 bodies Rectangular Shape 1200mm Side



E27 x3 | W 3 × Max. 15

Structure Exterior Screen

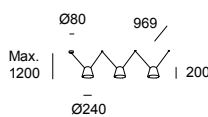
- | | |
|------|--------|
| 05 ● | 05 ● |
| 05 ● | 14 ○ |
| 05 ● | DL* ●* |

- 14 White Blanc
- 05 Black Noir
- DL* Gold Or

Code

- 00-7400-05-05**
- 00-7400-05-14**
- 00-7400-05-DL**

Attic 3 bodies Conic Shape 1200mm Side



E27 x3 | W 3 × Max. 15

Structure Exterior Screen

- | | |
|------|--------|
| 05 ● | 05 ● |
| 05 ● | 14 ○ |
| 05 ● | DL* ●* |

- 14 White Blanc
- 05 Black Noir
- DL* Gold Or

Code

- 00-7401-05-05**
- 00-7401-05-14**
- 00-7401-05-DL**

Smart Compatible accs.
Acc. Smart Compatible

E27 RGBW Wi-Fi light bulb Light For Life

71-8219-00-00

*Please contact our sales team for conditions and delivery times.

*Consultez notre équipe commerciale pour connaître les conditions et les délais de livraison.



05-05

05-14

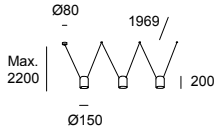
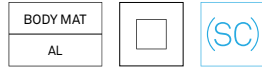
05-DL

05-05

05-14

05-DL

Attic 3 bodies Rectangular Shape 2200mm Side



E27 x3 | W 3 × Max. 15

- 14 White Blanc
- 05 Black Noir
- DL* Gold Or

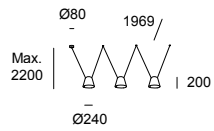
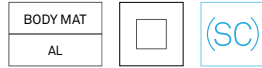
Structure Exterior Screen

Code

- | | |
|------|-------|
| 05 ● | 05 ● |
| 05 ● | 14 ○ |
| 05 ● | DL ●* |

- 00-7398-05-05**
- 00-7398-05-14**
- 00-7398-05-DL**

Attic 3 bodies Conic Shape 2200mm Side



E27 x3 | W 3 × Max. 15

- 14 White Blanc
- 05 Black Noir
- DL* Gold Or

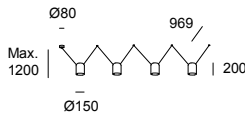
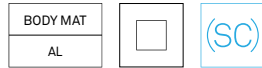
Structure Exterior Screen

Code

- | | |
|------|-------|
| 05 ● | 05 ● |
| 05 ● | 14 ○ |
| 05 ● | DL ●* |

- 00-7399-05-05**
- 00-7399-05-14**
- 00-7399-05-DL**

Attic 4 bodies Rectangular Shape 1200mm Side



E27 x4 | W 4 × Max. 15

- 14 White Blanc
- 05 Black Noir
- DL* Gold Or

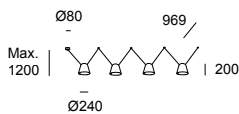
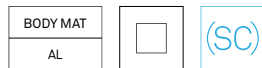
Structure Exterior Screen

Code

- | | |
|------|-------|
| 05 ● | 05 ● |
| 05 ● | 14 ○ |
| 05 ● | DL ●* |

- 00-7404-05-05**
- 00-7404-05-14**
- 00-7404-05-DL**

Attic 4 bodies Conic Shape 1200mm Side



E27 x4 | W 4 × Max. 15

- 14 White Blanc
- 05 Black Noir
- DL* Gold Or

Structure Exterior Screen

Code

- | | |
|------|-------|
| 05 ● | 05 ● |
| 05 ● | 14 ○ |
| 05 ● | DL ●* |

- 00-7405-05-05**
- 00-7405-05-14**
- 00-7405-05-DL**

Smart Compatible accs.
Acc. Smart Compatible

E27 RGBW Wi-Fi light bulb Light For Life

71-8219-00-00

*Please contact our sales team for conditions and delivery times.

*Consultez notre équipe commerciale pour connaître les conditions et les délais de livraison.



05-05

05-14

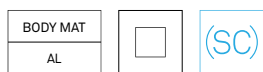
05-DL

05-05

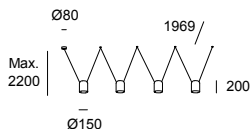
05-14

05-DL

Attic 4 bodies Rectangular Shape 2200mm Side



- 14 White Blanc
- 05 Black Noir
- DL* Gold Or



E27 x4 | W 4 × Max. 15

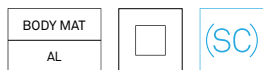
Structure Exterior Screen

- | | |
|------|-------|
| 05 ● | 05 ● |
| 05 ● | 14 ○ |
| 05 ● | DL ●* |

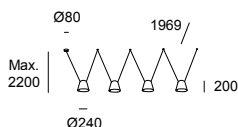
Code

- 00-7402-05-05**
- 00-7402-05-14**
- 00-7402-05-DL**

Attic 4 bodies Conic Shape 2200mm Side



- 14 White Blanc
- 05 Black Noir
- DL* Gold Or



E27 x4 | W 4 × Max. 15

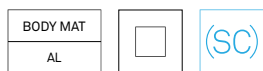
Structure Exterior Screen

- | | |
|------|-------|
| 05 ● | 05 ● |
| 05 ● | 14 ○ |
| 05 ● | DL ●* |

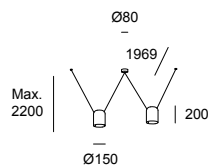
Code

- 00-7403-05-05**
- 00-7403-05-14**
- 00-7403-05-DL**

Attic 2 bodies Rectangular Shape 2200mm



- 14 White Blanc
- 05 Black Noir
- DL* Gold Or



E27 x2 | W 2 × Max. 15

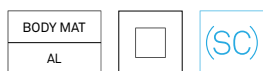
Structure Exterior Screen

- | | |
|------|-------|
| 05 ● | 05 ● |
| 05 ● | 14 ○ |
| 05 ● | DL ●* |

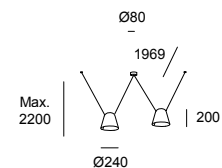
Code

- 00-8366-05-05**
- 00-8366-05-14**
- 00-8366-05-DL**

Attic 2 bodies Conic Shape 2200mm



- 14 White Blanc
- 05 Black Noir
- DL* Gold Or



E27 x2 | W 2 × Max. 15

Structure Exterior Screen

- | | |
|------|-------|
| 05 ● | 05 ● |
| 05 ● | 14 ○ |
| 05 ● | DL ●* |

Code

- 00-8367-05-05**
- 00-8367-05-14**
- 00-8367-05-DL**

Smart Compatible accs.
Acc. Smart Compatible

E27 RGBW Wi-Fi light bulb Light For Life

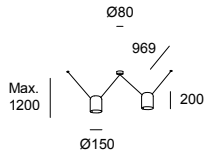
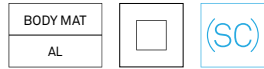
71-8219-00-00

*Please contact our sales team for conditions and delivery times.

*Consultez notre équipe commerciale pour connaître les conditions et les délais de livraison.



Attic 2 bodies Rectangular Shape 1200mm

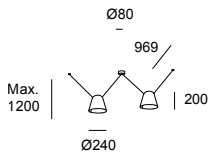
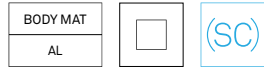


E27 x2 | W 2 × Max. 15

- 14 White Blanc
- 05 Black Noir
- DL* Gold Or

Structure	Exterior Screen	Code
05 ●	05 ●	00-8370-05-05
05 ●	14 ○	00-8370-05-14
05 ●	DL ●*	00-8370-05-DL

Attic 2 bodies Conic Shape 1200mm

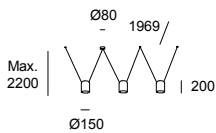
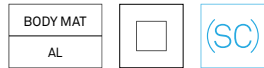


E27 x2 | W 2 × Max. 15

- 14 White Blanc
- 05 Black Noir
- DL* Gold Or

Structure	Exterior Screen	Code
05 ●	05 ●	00-8371-05-05
05 ●	14 ○	00-8371-05-14
05 ●	DL ●*	00-8371-05-DL

Attic 3 bodies Rectangular Shape 2200mm

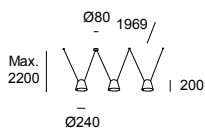
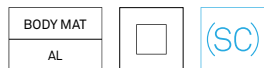


E27 x3 | W 3 × Max. 15

- 14 White Blanc
- 05 Black Noir
- DL* Gold Or

Structure	Exterior Screen	Code
05 ●	05 ●	00-8374-05-05
05 ●	14 ○	00-8374-05-14
05 ●	DL ●*	00-8374-05-DL

Attic 3 bodies Conic Shape 2200mm



E27 x3 | W 3 × Max. 15

- 14 White Blanc
- 05 Black Noir
- DL* Gold Or

Structure	Exterior Screen	Code
05 ●	05 ●	00-8375-05-05
05 ●	14 ○	00-8375-05-14
05 ●	DL ●*	00-8375-05-DL

Smart Compatible accs.
Acc. Smart Compatible

E27 RGBW Wi-Fi light bulb Light For Life

71-8219-00-00

*Please contact our sales team for conditions and delivery times.

*Consultez notre équipe commerciale pour connaître les conditions et les délais de livraison.



05-05

05-14

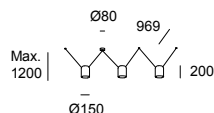
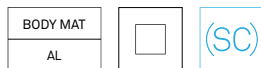
05-DL

05-05

05-14

05-DL

Attic 3 bodies Rectangular Shape 1200mm



E27 x3 | W 3 × Max. 15

- 14 White Blanc
- 05 Black Noir
- DL* Gold Or

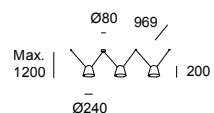
Structure Exterior Screen

Code

- | | |
|------|-------|
| 05 ● | 05 ● |
| 05 ● | 14 ○ |
| 05 ● | DL ●* |

- 00-8378-05-05**
- 00-8378-05-14**
- 00-8378-05-DL**

Attic 3 bodies Conic Shape 1200mm



E27 x3 | W 3 × Max. 15

- 14 White Blanc
- 05 Black Noir
- DL* Gold Or

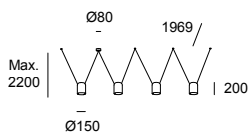
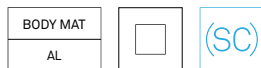
Structure Exterior Screen

Code

- | | |
|------|-------|
| 05 ● | 05 ● |
| 05 ● | 14 ○ |
| 05 ● | DL ●* |

- 00-8379-05-05**
- 00-8379-05-14**
- 00-8379-05-DL**

Attic 4 bodies Rectangular Shape 2200mm



E27 x4 | W 4 × Max. 15

- 14 White Blanc
- 05 Black Noir
- DL* Gold Or

Structure Exterior Screen

Code

- | | |
|------|-------|
| 05 ● | 05 ● |
| 05 ● | 14 ○ |
| 05 ● | DL ●* |

- 00-8382-05-05**
- 00-8382-05-14**
- 00-8382-05-DL**

Smart Compatible accs.
Acc. Smart Compatible

E27 RGBW Wi-Fi light bulb Light For Life

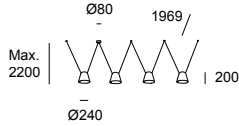
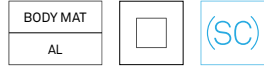
71-8219-00-00

*Please contact our sales team for conditions and delivery times.

*Consultez notre équipe commerciale pour connaître les conditions et les délais de livraison.



Attic 4 bodies Conic Shape 2200mm



E27 x4 | W 4 × Max. 15

- 14 White Blanc
- 05 Black Noir
- DL* Gold Or

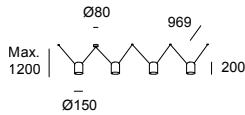
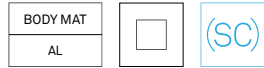
Structure Exterior Screen

Code

- | | |
|------|-------|
| 05 ● | 05 ● |
| 05 ● | 14 ○ |
| 05 ● | DL ●* |

- 00-8383-05-05**
- 00-8383-05-14**
- 00-8383-05-DL**

Attic 4 bodies Rectangular Shape 1200mm



E27 x4 | W 4 × Max. 15

- 14 White Blanc
- 05 Black Noir
- DL* Gold Or

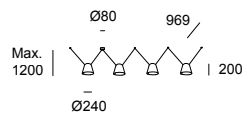
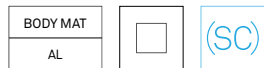
Structure Exterior Screen

Code

- | | |
|------|-------|
| 05 ● | 05 ● |
| 05 ● | 14 ○ |
| 05 ● | DL ●* |

- 00-8386-05-05**
- 00-8386-05-14**
- 00-8386-05-DL**

Attic 4 bodies Conic Shape 1200mm



E27 x4 | W 4 × Max. 15

- 14 White Blanc
- 05 Black Noir
- DL* Gold Or

Structure Exterior Screen

Code

- | | |
|------|-------|
| 05 ● | 05 ● |
| 05 ● | 14 ○ |
| 05 ● | DL ●* |

- 00-8387-05-05**
- 00-8387-05-14**
- 00-8387-05-DL**

Smart Compatible accs.
Acc. Smart Compatible

E27 RGBW Wi-Fi light bulb Light For Life

71-8219-00-00

*Please contact our sales team for conditions and delivery times.

*Consultez notre équipe commerciale pour connaître les conditions et les délais de livraison.



+ Super Attic

Super Attic

**Striking and harmonic presence**

The modular Attic collection is extended thanks to the arrival of the family's largest member: a sizeable, conical lampshade that takes unbridled ownership of the space, granting it presence and attention to detail.

Présence imposante et harmonieuse

La famille modulaire Attic s'agrandit avec l'arrivée du plus grand de la collection : un abat-jour conique de grande dimension qui s'approprie l'espace sans complexes en lui conférant présence et goût du détail.



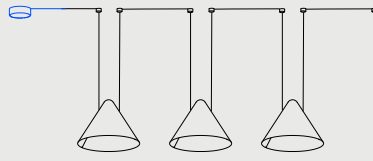
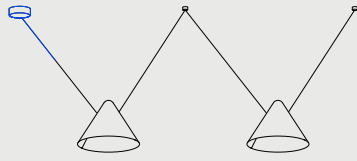
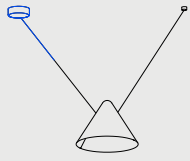
Installation
Installation

PENDANT
SUSPENSION

WALL FIXTURE
APPLIQUE

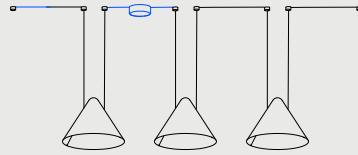
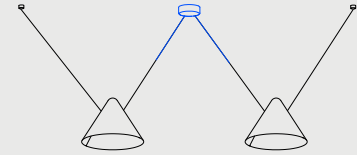
Individual lateral
Individuel latérale

Multiple lateral
Multiple latérale



Individual central
Individuel centrale

Multiple central
Multiple centrale

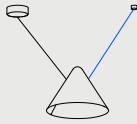


Cable Length

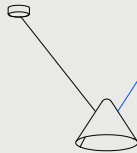
Longueur de câble



Max.
2600 mm *



969 mm



1969 mm



Max.
5000 mm

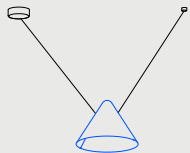
* Cable Length for single centered installation.

* Longueur de câble pour une installation individuel centrale.

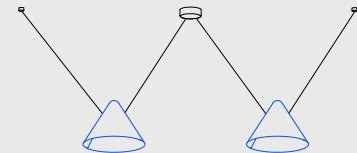
Standard combinations

Combinaisons standard

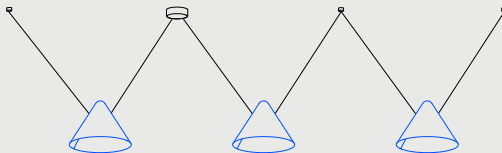
1 BODY
1 CORPS



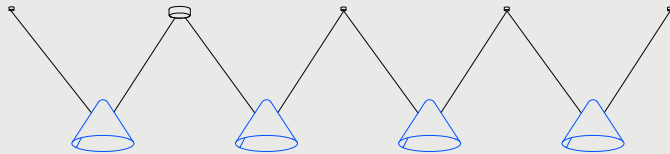
2 BODIES
2 CORPS



3 BODIES
3 CORPS



4 BODIES
4 CORPS



Finishes

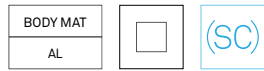
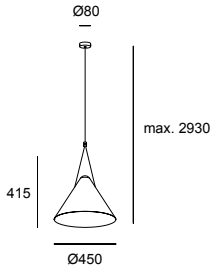
Finitions

BLACK 05
NOIR



Configure your luminaire
Configurez votre luminaire

Super Attic



E27 | W Max. 15

● 05 Black Noir

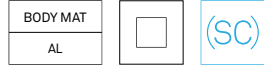
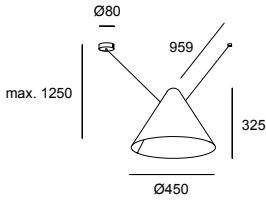
Structure Exterior Screen

Code

05 ● 05 ●

00-8348-05-05

Super Attic Shape V 1250mm



E27 | W Max. 15

● 05 Black Noir

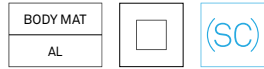
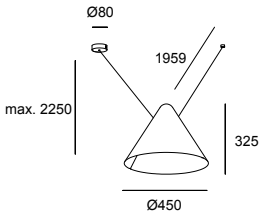
Structure Exterior Screen

Code

05 ● 05 ●

00-8365-05-05

Super Attic Shape V 2250mm



E27 | W Max. 15

● 05 Black Noir

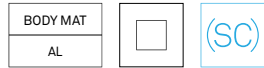
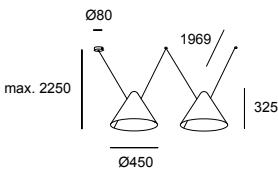
Structure Exterior Screen

Code

05 ● 05 ●

00-8364-05-05

Super Attic 2 bodies 2250mm Side



E27 x2 | W 2 x Max. 15

● 05 Black Noir

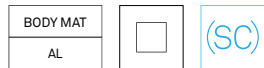
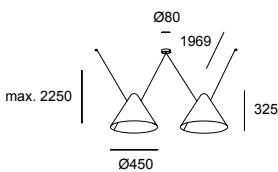
Structure Exterior Screen

Code

05 ● 05 ●

00-8369-05-05

Super Attic 2 bodies 2250mm



E27 x2 | W 2 x Max. 15

● 05 Black Noir

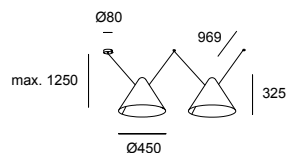
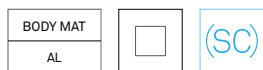
Structure Exterior Screen

Code

05 ● 05 ●

00-8368-05-05

**Super Attic 2 bodies
1250mm Side**



E27 x2 | W 2 × Max. 15

● 05 Black Noir

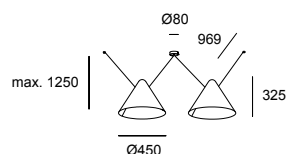
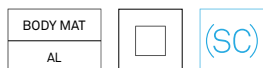
Structure Exterior Screen

Code

05 ● 05 ●

00-8373-05-05

**Super Attic 2 bodies
1250mm**



E27 x2 | W 2 × Max. 15

● 05 Black Noir

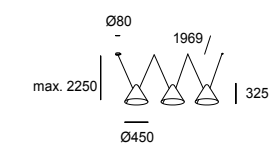
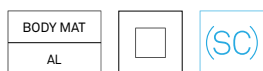
Structure Exterior Screen

Code

05 ● 05 ●

00-8372-05-05

**Super Attic 3 bodies
2250mm Side**



E27 x3 | W 3 × Max. 15

● 05 Black Noir

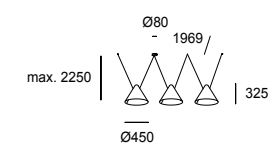
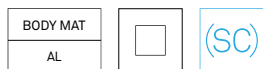
Structure Exterior Screen

Code

05 ● 05 ●

00-8377-05-05

**Super Attic 3 bodies
2250mm**



E27 x3 | W 3 × Max. 15

● 05 Black Noir

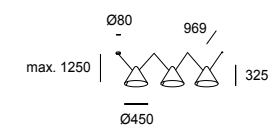
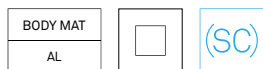
Structure Exterior Screen

Code

05 ● 05 ●

00-8376-05-05

**Super Attic 3 bodies
1250mm Side**



E27 x3 | W 3 × Max. 15

● 05 Black Noir

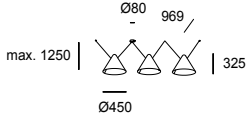
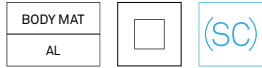
Structure Exterior Screen

Code

05 ● 05 ●

00-8381-05-05

**Super Attic 3 bodies
1250mm**



E27 x3 | W 3 × Max. 15

● 05 Black Noir

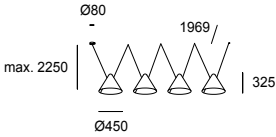
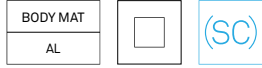
Structure Exterior Screen

Code

05 ● 05 ●

00-8380-05-05

**Super Attic 4 bodies
2250mm Side**



E27 x4 | W 4 × Max. 15

● 05 Black Noir

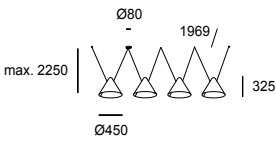
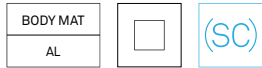
Structure Exterior Screen

Code

05 ● 05 ●

00-8385-05-05

**Super Attic 4 bodies
2250mm**



E27 x4 | W 4 × Max. 15

● 05 Black Noir

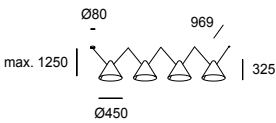
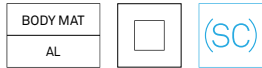
Structure Exterior Screen

Code

05 ● 05 ●

00-8384-05-05

**Super Attic 4 bodies
1250mm Side**



E27 x4 | W 4 × Max. 15

● 05 Black Noir

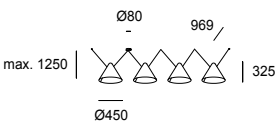
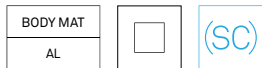
Structure Exterior Screen

Code

05 ● 05 ●

00-8389-05-05

**Super Attic 4 bodies
1250mm**



E27 x4 | W 4 × Max. 15

● 05 Black Noir

Structure Exterior Screen

Code

05 ● 05 ●

00-8388-05-05

Veneto

**Timeless delicacy**

Veneto is a luminaire with a modern take on a classic design. The lightness of its methacrylate diffuser and the piece's golden detail combine to grant the luminaire its own character that matches its staging. Veneto offers lighting that is diffused and delicate, warm and intimate, in both its single and multiple versions.

Délicatesse intemporelle

Veneto est un luminaire qui arbore un design classique actuel. La légèreté de son diffuseur en méthacrylate, alliée au détail doré de la finition, lui confèrent de la personnalité en équilibrant sa mise en scène. Veneto assure un éclairage diffus et délicat, chaud et intime, que ce soit dans sa version individuelle ou multiple.





Methacrylate diffuser.
Diffuseur en méthacrylate.



14-DO



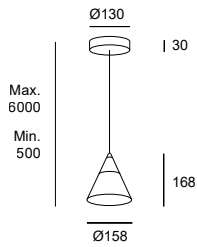
60*-DO



DL*-DO

Veneto Surfaced 1 Body

BODY MAT	DIF MAT		50000h	2
ST,AL	PMMA		L80 B20	MacAdam



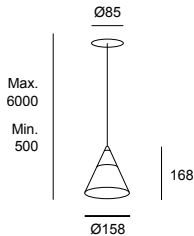
LED | K 2700 | CRI 80 | W Total 8.3 | Real Lm 452

- 14 White Blanc
- 60* Black Noir
- DL* Gold Or
- DO Polished brass Laiton poli

	Canopy	Body	Code
ON-OFF 100-277V	14 ○ 60 ●* DL ●*	DO ● DO ● DO ●	00-7588-14-DO 00-7588-60-DO 00-7588-DL-DO
PHASE CUT 220-240V	14 ○ 60 ●* DL ●*	DO ● DO ● DO ●	00-7589-14-DO 00-7589-60-DO 00-7589-DL-DO
Light For Life 220-240V	14 ○ 60 ●* DL ●*	DO ● DO ● DO ●	00-A010-14-DO 00-A010-60-DO 00-A010-DL-DO
CASAMBI 220-240V	14 ○ 60 ●* DL ●*	DO ● DO ● DO ●	00-A008-14-DO 00-A008-60-DO 00-A008-DL-DO

Veneto Recessed 1 Body

BODY MAT	DIF MAT	50000h	2
ST,AL	PMMA	L80 B20	MacAdam



LED | K 2700 | CRI 80 | W Total 8.3 | Real Lm 452

- 14 White Blanc
- DO Polished brass Laiton poli

65 3-30 mm

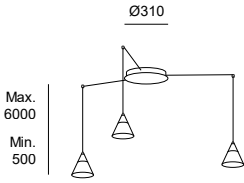
	Canopy	Body	Code
ON-OFF 100-240V	14 ○	DO ●	00-7590-14-DO
PHASE CUT 220-240V	14 ○	DO ●	00-7591-14-DO
Light For Life 220-240V	14 ○	DO ●	00-A011-14-DO
CASAMBI 100-240V	14 ○	DO ●	00-A009-14-DO

*Please contact our sales team for conditions and delivery times.

*Consultez notre équipe commerciale pour connaître les conditions et les délais de livraison.

Veneto Surfaced 3 Bodies

BODY MAT	DIF MAT		50000h	3
ST,AL	PMMA		L80 B20	MacAdam



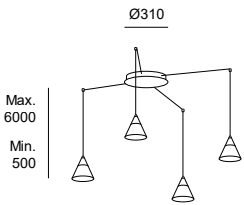
LED | K 2700 | CRI 90 | W Total 23 | Real Lm 1134

- 14 White Blanc
- 60* Black Noir
- DL* Gold Or
- DO Polished brass Laiton poli

	Canopy	Body	Code
ON-OFF 100-240V	14 	DO 	15-7590-14-DO
	60 *	DO 	15-7590-60-DO
	DL *	DO 	15-7590-DL-DO
0-10V 100-240V	14 	DO 	15-7602-14-DO
	60 *	DO 	15-7602-60-DO
	DL *	DO 	15-7602-DL-DO
DALI 100-240V	14 	DO 	15-7596-14-DO
	60 *	DO 	15-7596-60-DO
	DL *	DO 	15-7596-DL-DO
Light For Life 100-240V	14 	DO 	15-A033-14-DO
	60 *	DO 	15-A033-60-DO
	DL *	DO 	15-A033-DL-DO
CASAMBI 100-240V	14 	DO 	15-A029-14-DO
	60 *	DO 	15-A029-60-DO
	DL *	DO 	15-A029-DL-DO

Veneto Surfaced 4 Bodies

BODY MAT	DIF MAT		50000h	3
ST,AL	PMMA		L80 B20	MacAdam



LED | K 2700 | CRI 90 | W Total 30.2 | Real Lm 1512

- 14 White Blanc
- 60* Black Noir
- DL* Gold Or
- DO Polished brass Laiton poli

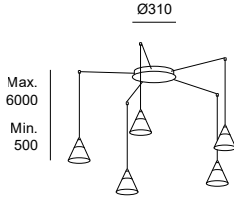
	Canopy	Body	Code
ON-OFF 100-240V	14 	DO 	15-7591-14-DO
	60 *	DO 	15-7591-60-DO
	DL *	DO 	15-7591-DL-DO
0-10V 100-240V	14 	DO 	15-7603-14-DO
	60 *	DO 	15-7603-60-DO
	DL *	DO 	15-7603-DL-DO
DALI 100-240V	14 	DO 	15-7597-14-DO
	60 *	DO 	15-7597-60-DO
	DL *	DO 	15-7597-DL-DO
Light For Life 100-240V	14 	DO 	15-A034-14-DO
	60 *	DO 	15-A034-60-DO
	DL *	DO 	15-A034-DL-DO
CASAMBI 100-240V	14 	DO 	15-A030-14-DO
	60 *	DO 	15-A030-60-DO
	DL *	DO 	15-A030-DL-DO

*Please contact our sales team for conditions and delivery times.

*Consultez notre équipe commerciale pour connaître les conditions et les délais de livraison.


Veneto Surfaced 5 Bodies

BODY MAT	DIF MAT		50000h	3
ST.AL	PMMA		L80 B20	MacAdam



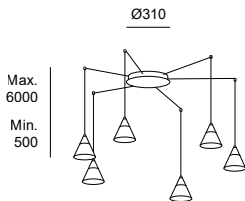
LED | K 2700 | CRI 90 | W Total 37.5 | Real Lm 1890

- 14 White Blanc
- 60* Black Noir
- DL* Gold Or
- DO Polished brass Laiton poli

	Canopy	Body	Code
ON-OFF 100-240V	14 	DO 	15-7592-14-DO
	60 *	DO 	15-7592-60-DO
	DL *	DO 	15-7592-DL-DO
0-10V 100-240V	14 	DO 	15-7604-14-DO
	60 *	DO 	15-7604-60-DO
	DL *	DO 	15-7604-DL-DO
DALI 100-240V	14 	DO 	15-7598-14-DO
	60 *	DO 	15-7598-60-DO
	DL *	DO 	15-7598-DL-DO
Light For Life 100-240V	14 	DO 	15-A035-14-DO
	60 *	DO 	15-A035-60-DO
	DL *	DO 	15-A035-DL-DO
CASAMBI 100-240V 	14 	DO 	15-A031-14-DO
	60 *	DO 	15-A031-60-DO
	DL *	DO 	15-A031-DL-DO


Veneto Surfaced 6 Bodies

BODY MAT	DIF MAT		50000h	3
ST.AL	PMMA		L80 B20	MacAdam



LED | K 2700 | CRI 90 | W Total 44.8 | Real Lm 2268

- 14 White Blanc
- 60* Black Noir
- DL* Gold Or
- DO Polished brass Laiton poli

	Canopy	Body	Code
ON-OFF 100-240V	14 	DO 	15-7593-14-DO
	60 *	DO 	15-7593-60-DO
	DL *	DO 	15-7593-DL-DO
0-10V 100-240V	14 	DO 	15-7605-14-DO
	60 *	DO 	15-7605-60-DO
	DL *	DO 	15-7605-DL-DO
DALI 100-240V	14 	DO 	15-7599-14-DO
	60 *	DO 	15-7599-60-DO
	DL *	DO 	15-7599-DL-DO
Light For Life 100-240V	14 	DO 	15-A036-14-DO
	60 *	DO 	15-A036-60-DO
	DL *	DO 	15-A036-DL-DO
CASAMBI 100-240V 	14 	DO 	15-A032-14-DO
	60 *	DO 	15-A032-60-DO
	DL *	DO 	15-A032-DL-DO

*Please contact our sales team for conditions and delivery times.

*Consultez notre équipe commerciale pour connaître les conditions et les délais de livraison.



+ Coco

Coco



Sense of weightlessness

Coco's diffused light spheres rest on metal structures that give the luminaire a subtle sense of weightlessness. As if floating in the environment, creating an interesting optical and compositional illusion, this design by Nahtrang Studio adapts to any space providing personality and lighting warmth.

Perception d'apesanteur

Les sphères de lumière diffuse de Coco reposent sur des structures métalliques qui confèrent au luminaire une sensation subtile d'apesanteur. Comme s'il flottait dans l'air, en créant un jeu optique et de composition intéressant, ce design de Nahtrang Studio s'adapte à tous types d'espaces offrant personnalité et lumière chaude.






Two finishes in single format.
Deux finitions dans la version simple.


The simple Coco style is easy to integrate in numerous settings.

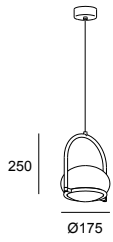
Le style simple de Coco facilite l'intégration dans de nombreux décors.



Two positions in multiple format.
Deux positions dans la version multiple.

Coco Single

BODY MAT	DIF MAT	
ST.AL	PC	



E14 | W Max. 9

- 05 Black Noir
- ET Painted gold Or peint
- M1 Opal white Blanc opale


Structure **Difussor**

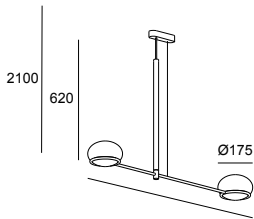
Code

- | | |
|------|------|
| 05 ● | M1 ○ |
| ET ● | M1 ○ |

00-7984-05-M1
00-7984-ET-M1

Coco Double

BODY MAT	DIF MAT	
ST.AL	PC	



E14 x2 | W 2 × Max. 9

- 05 Black Noir
- M1 Opal white Blanc opale


Structure **Difussor**

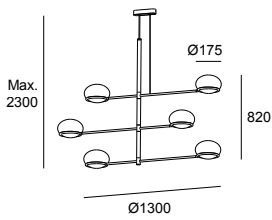
Code

- | | |
|------|------|
| 05 ● | M1 ○ |
|------|------|

00-7985-05-M1

Coco Chandelier

BODY MAT	DIF MAT	
ST.AL	PC	



E14 x6 | W 6 × Max. 9

- 05 Black Noir
- M1 Opal white Blanc opale

Structure **Difussor**

Code

- | | |
|------|------|
| 05 ● | M1 ○ |
|------|------|

00-7986-05-M1

Caprice



Lighting demand

Caprice offers a variety of advanced functions in a decorative product that adapts to environments with high light requirements.

Exigence en matière d'éclairage

Caprice offre un éventail de fonctions pointues dans un produit décoratif qui s'adapte aux décors exigeants en matière d'éclairage.

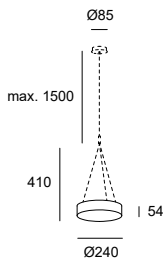
Features a built-in switch.
Muni d'un interrupteur intégré.

Caprice ø240mm

BODY MAT ST	DIF MAT ACR		50000h L80 B20	SWITCH CCT SW 2700-3000-4000
----------------	----------------	--	-------------------	---------------------------------

- 14 White Blanc
- 60* Black Noir
- DL* Gold Or
- M1 Opal white Blanc opale

LED | K SW 2700-3000-4000 | CRI 90 | W Total 14.1 | Real Lm 896 | K SW 2700-3000-4000



	Body	Difussor	Code
PHASE CUT 220-240V	14 <input type="radio"/>	M1 <input type="radio"/>	15-6196-14-M1
	60 <input checked="" type="radio"/>	M1 <input type="radio"/>	15-6196-60-M1
	DL <input checked="" type="radio"/>	M1 <input type="radio"/>	15-6196-DL-M1
Light For Life 220-240V (ON-OFF)	14 <input type="radio"/>	M1 <input type="radio"/>	15-A039-14-M1
	60 <input checked="" type="radio"/>	M1 <input type="radio"/>	15-A039-60-M1
	DL <input checked="" type="radio"/>	M1 <input type="radio"/>	15-A039-DL-M1
CASAMBI 220-240V	14 <input type="radio"/>	M1 <input type="radio"/>	15-A037-14-M1
	60 <input checked="" type="radio"/>	M1 <input type="radio"/>	15-A037-60-M1
	DL <input checked="" type="radio"/>	M1 <input type="radio"/>	15-A037-DL-M1

The indicated flux corresponds to the core temperature (3000K).
Le flux indiqué correspond à la température centrale (3 000 K).

Accessories not included but required

Accessoires Communs non inclus et nécessaires

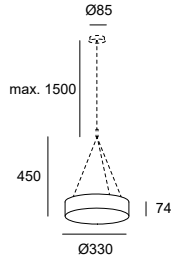
White suspension kit
Kit de suspension blanc

71-6196-14-14

*Please contact our sales team for conditions and delivery times.

*Consultez notre équipe commerciale pour connaître les conditions et les délais de livraison.

Caprice ø330mm



BODY MAT	DIF MAT		50000h	SWITCH CCT
ST	ACR		L80 B20	SW 2700-3000-4000

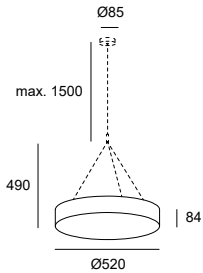
- 14 White Blanc
- 60* Black Noir
- DL* Gold Or
- M1 Opal white Blanc opale

LED | K SW 2700-3000-4000 | CRI 90 | W Total 20 | Real Lm 1258 | K SW 2700-3000-4000

	Body	Difussor	Code
PHASE CUT 220-240V	14 <input type="radio"/>	M1 <input type="radio"/>	15-6197-14-M1
	60 <input checked="" type="radio"/> *	M1 <input type="radio"/>	15-6197-60-M1
	DL <input type="radio"/> *	M1 <input type="radio"/>	15-6197-DL-M1
Light For Life 220-240V	14 <input type="radio"/>	M1 <input type="radio"/>	15-A040-14-M1
	60 <input checked="" type="radio"/> *	M1 <input type="radio"/>	15-A040-60-M1
	DL <input type="radio"/> *	M1 <input type="radio"/>	15-A040-DL-M1
CASAMBI 220-240V	14 <input type="radio"/>	M1 <input type="radio"/>	15-A038-14-M1
	60 <input checked="" type="radio"/> *	M1 <input type="radio"/>	15-A038-60-M1
	DL <input type="radio"/> *	M1 <input type="radio"/>	15-A038-DL-M1

The indicated flux corresponds to the core temperature (3000K).
Le flux indiqué correspond à la température centrale (3 000 K).

Caprice ø520mm



BODY MAT	DIF MAT		50000h	SWITCH CCT
ST	ACR		L80 B20	SW 2700-3000-4000

- 14 White Blanc
- 60* Black Noir
- DL* Gold Or
- M1 Opal white Blanc opale

LED | K SW 2700-3000-4000 | CRI 90 | W Total 39.6 | Real Lm 3072 | K SW 2700-3000-4000

	Body	Difussor	Code
PHASE CUT 220-240V	14 <input type="radio"/>	M1 <input type="radio"/>	15-6433-14-M1
	60 <input checked="" type="radio"/> *	M1 <input type="radio"/>	15-6433-60-M1
	DL <input type="radio"/> *	M1 <input type="radio"/>	15-6433-DL-M1
Light For Life 220-240V	14 <input type="radio"/>	M1 <input type="radio"/>	15-A022-14-M1
	60 <input checked="" type="radio"/> *	M1 <input type="radio"/>	15-A022-60-M1
	DL <input type="radio"/> *	M1 <input type="radio"/>	15-A022-DL-M1
CASAMBI 220-240V	14 <input type="radio"/>	M1 <input type="radio"/>	15-A023-14-M1
	60 <input checked="" type="radio"/> *	M1 <input type="radio"/>	15-A023-60-M1
	DL <input type="radio"/> *	M1 <input type="radio"/>	15-A023-DL-M1

The indicated flux corresponds to the core temperature (3000K).
Le flux indiqué correspond à la température centrale (3 000 K).

Accessories not included but required

White suspension kit
Kit de suspension blanc

71-6196-14-14

Accessoires Communs non inclus et nécessaires

*Please contact our sales team for conditions and delivery times.

*Consultez notre équipe commerciale pour connaître les conditions et les délais de livraison.

Nimes





Rounded elegance

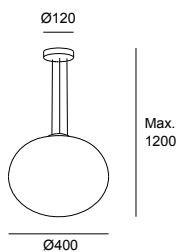
A classic that never fails. Nimes is a simple and functional opal oval light.

Élégance tout en rondeur



Un classique qui ne déçoit jamais. Nimes est un luminaire ovale Opal simple et fonctionnel.



BODY MAT	DIF MAT		
ST	GLA		



E27 Max. L 230 mm - Ø 90 mm | W Max. 15

-  81 Satin nickel Nickel satiné
-  F9 Sandblasted Sablé

Canopy **Difussor**

81  F9 

Code

00-1640-81-F9

Smart Compatible accs. / Acc. Smart Compatible

E27 RGBW Wi-Fi light bulb Light For Life

71-8219-00-00

Net




Purity

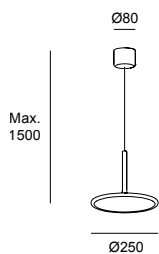
With a classic design featuring clean lines, Net's sole aim is to provide quality lighting for all types of settings.

Pureté

Avec un design classique aux lignes très épurées, Net vise à offrir une lumière de qualité pour tous types d'espaces.



BODY MAT	DIF MAT		50000h
AL	PBT		L80 B20



LED | K 3000 | CRI 80 | W Total 16.3 | Real Lm 878

- BW White Blanc
- M1 Opal white Blanc opale



	Structure	Difussor	Code
ON-OFF 100-240V	BW <input type="radio"/>	M1 <input type="radio"/>	00-3685-BW-M1

Stylus

**Simplicity and functionality**

Stylus is a highly functional and versatile design, thanks to its dimensions and finishes.

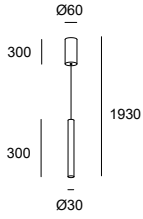
Simplicit  et fonctionnalit 

Stylus est un design hautement fonctionnel et polyvalent gr ce   ses dimensions et   ses finitions.



Stylus Surfaced 300mm

BODY MAT	DIF MAT		50000h	3
AL	PC		L80 B20	MacAdam



LED | K 3000 | CRI 90 | W Total 9.7 | Real Lm 412

- 14 White Blanc
- 05 Black Noir



Canopy

Body

Code

ON-OFF 100-240V

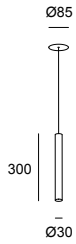
- 05
- 14

- 05
- 14

00-5478-05-05
00-5478-14-14

Stylus Recessed 300mm

BODY MAT	DIF MAT		50000h	3
AL	PC		L80 B20	MacAdam



LED | K 3000 | CRI 90 | W Total 9.7 | Real Lm 412

- 14 White Blanc
- 05 Black Noir



Body

Code

ON-OFF 100-240V

- 05
- 14

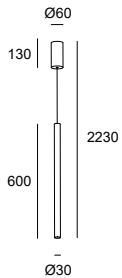
00-5981-05-05
00-5981-14-14

White ceiling rose / Monture blanche

65 3-30 mm

Stylus Surfaced 600mm

BODY MAT	DIF MAT		50000h	3
AL	PC		L80 B20	MacAdam



LED | K 3000 | CRI 90 | W Total 9.7 | Real Lm 412

- 14 White Blanc
- 05 Black Noir
- DN Matte gold Or mat



Canopy

Body

Code

ON-OFF 100-240V

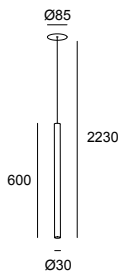
- 05
- 14
- DN

- 05
- 14
- DN

00-5479-05-05
00-5479-14-14
00-5479-DN-DN

Stylus Recessed 600mm

BODY MAT	DIF MAT		50000h	3
AL	PC		L80 B20	MacAdam



LED | K 3000 | CRI 90 | W Total 9.7 | Real Lm 412

- 14 White Blanc
- 05 Black Noir
- DN Matte gold Or mat



Body

Code

ON-OFF 100-240V

- 05
- 14
- DN

00-5982-05-05
00-5982-14-14
00-5982-DN-DN

White ceiling rose / Monture blanche

65 3-30 mm

Manel Lluscà, 2015

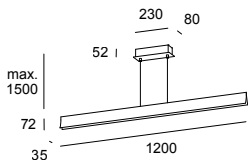
Bravo





Up&Down illumination
Éclairage Up&Down

BODY MAT	DIF MAT	50000h	3
AL	ACR	L80 B20	MacAdam



LED | K 3000 | CRI 80 | Real Lm 3075

- 34 Grey Gris
- F5 Gold Or
- M1 Opal white Blanc opale

	W Total	Structure	Difussor	Code
ON-OFF 110-240V	40.7	34 ●	M1 ○	00-4925-34-M1
	40.7	F5 ●	M1 ○	00-4925-F5-M1
PHASE CUT 220-240V	42.2	34 ●	M1 ○	00-4926-34-M1
	42.2	F5 ●	M1 ○	00-4926-F5-M1

Smart Compatible accs. / Acc. Smart Compatible

Trailing edge dimmer Casambi

71-5959-00-00

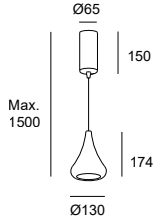
Gemma Bernal, 2017

Cherry



Cherry Surfaced 174 mm

BODY MAT	DIF MAT		50000h	2
ST	PMMA		L80 B20	MacAdam



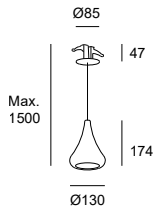
- 14* White Blanc
- 60* Black Noir
- ◐ 34* Grey Gris

LED | CRI 80 | W Total 10.2 | Real Lm 859

	K	Canopy	Body	Code
ON-OFF 100-240V	2700	14 ○*	14 ○*	00-5574-14-14
	2700	34 ◐*	34 ◐*	00-5574-34-34
	2700	60 ●*	60 ●*	00-5574-60-60
PHASE CUT 220-240V	2700	14 ○*	14 ○*	00-5575-14-14
	2700	34 ◐*	34 ◐*	00-5575-34-34
	2700	60 ●*	60 ●*	00-5575-60-60
ON-OFF 100-240V	3000	14 ○*	14 ○*	00-5346-14-14
	3000	34 ◐*	34 ◐*	00-5346-34-34
	3000	60 ●*	60 ●*	00-5346-60-60
PHASE CUT 220-240V	3000	14 ○*	14 ○*	00-5347-14-14
	3000	34 ◐*	34 ◐*	00-5347-34-34
	3000	60 ●*	60 ●*	00-5347-60-60

Cherry Recessed 174 mm

BODY MAT	DIF MAT		50000h	2
ST	PMMA		L80 B20	MacAdam



- 14* White Blanc
- 60* Black Noir
- ◐ 34* Grey Gris

LED | CRI 80 | W Total 10.2 | Real Lm 859



	K	Body	Code
ON-OFF 100-240V	2700	14 ○*	00-5989-14-14
	2700	34 ◐*	00-5989-34-34
	2700	60 ●*	00-5989-60-60
PHASE CUT 220-240V	2700	14 ○*	00-5990-14-14
	2700	34 ◐*	00-5990-34-34
	2700	60 ●*	00-5990-60-60
ON-OFF 100-240V	3000	14 ○*	00-5977-14-14
	3000	34 ◐*	00-5977-34-34
	3000	60 ●*	00-5977-60-60
PHASE CUT 220-240V	3000	14 ○*	00-5995-14-14
	3000	34 ◐*	00-5995-34-34
	3000	60 ●*	00-5995-60-60

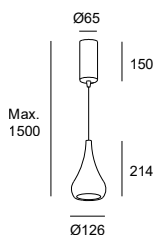
White ceiling rose / Monture blanche

*Please contact our sales team for conditions and delivery times.

*Consultez notre équipe commerciale pour connaître les conditions et les délais de livraison.

Cherry Surfaced 214 mm

BODY MAT	DIF MAT		50000h	2
ST	PMMA		L80 B20	MacAdam



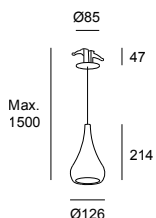
- 14* White Blanc
- 60* Black Noir
- 34* Grey Gris

LED | CRI 80 | W Total 10.2 | Real Lm 859

	K	Canopy	Body	Code
ON-OFF 100-240V	2700	14 *	14 *	00-5576-14-14
	2700	34 *	34 *	00-5576-34-34
	2700	60 *	60 *	00-5576-60-60
PHASE CUT 220-240V	2700	14 *	14 *	00-5577-14-14
	2700	34 *	34 *	00-5577-34-34
	2700	60 *	60 *	00-5577-60-60
ON-OFF 100-240V	3000	14 *	14 *	00-5348-14-14
	3000	34 *	34 *	00-5348-34-34
	3000	60 *	60 *	00-5348-60-60
PHASE CUT 220-240V	3000	14 *	14 *	00-5349-14-14
	3000	34 *	34 *	00-5349-34-34
	3000	60 *	60 *	00-5349-60-60

Cherry Recessed 214 mm

BODY MAT	DIF MAT		50000h	2
ST	PMMA		L80 B20	MacAdam



- 14* White Blanc
- 60* Black Noir
- 34* Grey Gris

LED | CRI 80 | W Total 10.2 | Real Lm 859



	K	Body	Code
ON-OFF 100-240V	2700	14 *	00-5991-14-14
	2700	34 *	00-5991-34-34
	2700	60 *	00-5991-60-60
PHASE CUT 220-240V	2700	14 *	00-5992-14-14
	2700	34 *	00-5992-34-34
	2700	60 *	00-5992-60-60
ON-OFF 100-240V	3000	14 *	00-5978-14-14
	3000	34 *	00-5978-34-34
	3000	60 *	00-5978-60-60
PHASE CUT 220-240V	3000	14 *	00-5996-14-14
	3000	34 *	00-5996-34-34
	3000	60 *	00-5996-60-60

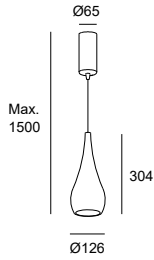
White ceiling rose / Monture blanche

*Please contact our sales team for conditions and delivery times.

*Consultez notre équipe commerciale pour connaître les conditions et les délais de livraison.

Cherry Surfaced 304 mm

BODY MAT	DIF MAT		50000h	2
ST	PMMA		L80 B20	MacAdam



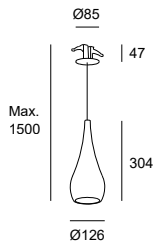
- 14* White Blanc
- 60* Black Noir
- 34* Grey Gris

LED | CRI 80 | W Total 10.2 | Real Lm 859

	K	Canopy	Body	Code
ON-OFF 100-240V	2700	14 *	14 *	00-5578-14-14
	2700	34 *	34 *	00-5578-34-34
	2700	60 *	60 *	00-5578-60-60
PHASE CUT 220-240V	2700	14 *	14 *	00-5579-14-14
	2700	34 *	34 *	00-5579-34-34
	2700	60 *	60 *	00-5579-60-60
ON-OFF 100-240V	3000	14 *	14 *	00-5350-14-14
	3000	34 *	34 *	00-5350-34-34
	3000	60 *	60 *	00-5350-60-60
PHASE CUT 220-240V	3000	14 *	14 *	00-5351-14-14
	3000	34 *	34 *	00-5351-34-34
	3000	60 *	60 *	00-5351-60-60

Cherry Recessed 304 mm

BODY MAT	DIF MAT		50000h	2
ST	PMMA		L80 B20	MacAdam



- 14* White Blanc
- 60* Black Noir
- 34* Grey Gris

LED | CRI 80 | W Total 10.2 | Real Lm 859



	K	Body	Code
ON-OFF 100-240V	2700	14 *	00-5993-14-14
	2700	34 *	00-5993-34-34
	2700	60 *	00-5993-60-60
PHASE CUT 220-240V	2700	14 *	00-5994-14-14
	2700	34 *	00-5994-34-34
	2700	60 *	00-5994-60-60
ON-OFF 100-240V	3000	14 *	00-5979-14-14
	3000	34 *	00-5979-34-34
	3000	60 *	00-5979-60-60
PHASE CUT 220-240V	3000	14 *	00-5997-14-14
	3000	34 *	00-5997-34-34
	3000	60 *	00-5997-60-60

White ceiling rose / Monture blanche

*Please contact our sales team for conditions and delivery times.

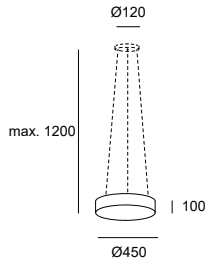
*Consultez notre équipe commerciale pour connaître les conditions et les délais de livraison.

Bol



Bol ø450mm

BODY MAT	DIF MAT		50000h	3
ST	ACR,TEX		L80 B20	MacAdam



LED | K 3000 | CRI 80 | W Total 23 | Real Lm 1064

- BY Sand Sable
- M1 Opal white Blanc opale



Body

Difussor

Code

ON-OFF 100-240V

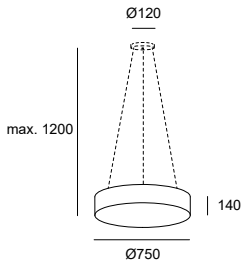
BY

M1

15-4922-BY-M1

Bol ø700mm

BODY MAT	DIF MAT		50000h	3
ST	ACR,TEX		L80 B20	MacAdam



LED | K 3000 | CRI 80 | W Total 33 | Real Lm 1646

- BY Sand Sable
- M1 Opal white Blanc opale



Body

Difussor

Code

ON-OFF 100-240V

BY

M1

15-4924-BY-M1

Accessories not included but required

Accessoires Communs non inclus et nécessaires

Suspension kit
Kit de suspension

71-4695-81-81

Punto

**Great personality in a small light point**

Punto is a collection of pendant lights that concentrate great personality in a small light point. The single version integrates discreetly and smoothly within the space; in contrast, the multiple option can have a much more complex make-up, all while maintaining its high aesthetic value.


Forte personnalité en un point lumineux minimal

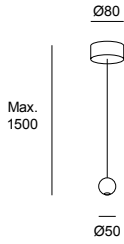
Punto est une collection de suspensions qui concentre une grande personnalité dans un point de lumière minimal. La version simple s'intègre dans l'espace discrètement et délicatement ; en revanche, l'option multiple peut être composée de manière beaucoup plus complexe, en conservant toujours sa haute valeur esthétique.






Punto Single Surface

BODY MAT		50000h	3
AL		L80 B20	MacAdam



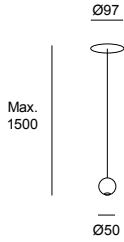
LED | K 3000 | CRI 90 | W Total 6.5 | Real Lm 329

- 14 White Blanc
- 05 Black Noir

	Canopy	Body	Code
			
ON-OFF 100-277V	05 <input checked="" type="radio"/> 14 <input type="radio"/>	05 <input checked="" type="radio"/> 14 <input type="radio"/>	00-7898-05-05 00-7898-14-14

Punto Single Recessed


BODY MAT		50000h	3
AL		L80 B20	MacAdam



LED | K 3000 | CRI 90 | W Total 6.5 | Real Lm 329


- 14 White Blanc
- 05 Black Noir

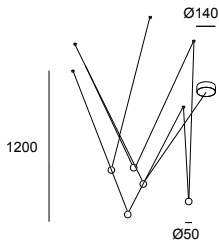
 65  3-30 mm

	Body	Code
		
ON-OFF 100-277V	05 <input checked="" type="radio"/> 14 <input type="radio"/>	00-7899-05-05 00-7899-14-14
PHASE CUT 220-240V	05 <input checked="" type="radio"/> 14 <input type="radio"/>	00-7900-05-05 00-7900-14-14
DALI 220-240V	05 <input checked="" type="radio"/> 14 <input type="radio"/>	00-7901-05-05 00-7901-14-14

White ceiling rose / Monture blanche


Punto Multiple Surface

BODY MAT		50000h	3
AL		L80 B20	MacAdam



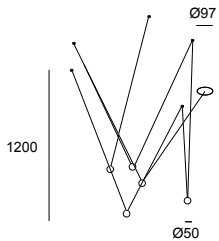
LED | K 3000 | CRI 90 | W Total 24.3 | Real Lm 625

- 14 White Blanc
- 05 Black Noir

	Canopy	Body	Code
			
ON-OFF 100-240V	05 <input checked="" type="radio"/> 14 <input type="radio"/>	05 <input checked="" type="radio"/> 14 <input type="radio"/>	00-7902-05-05 00-7902-14-14

Punto Multiple Recessed


BODY MAT		50000h	3
AL		L80 B20	MacAdam



LED | K 3000 | CRI 90 | W Total 29 | Real Lm 1645

- 14 White Blanc
- 05 Black Noir

 65  3-30 mm

	Body	Code
		
ON-OFF 120-277V	05 <input checked="" type="radio"/> 14 <input type="radio"/>	00-7903-05-05 00-7903-14-14
1-10V 100-240V	05 <input checked="" type="radio"/> 14 <input type="radio"/>	00-7904-05-05 00-7904-14-14
DALI 100-240V	05 <input checked="" type="radio"/> 14 <input type="radio"/>	00-7905-05-05 00-7905-14-14

White ceiling rose / Monture blanche

Mist

**A modern classic**

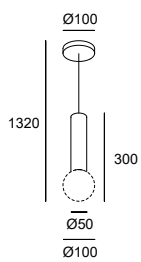
Featuring a simple, winning design, Mist is a revamped classic.

Un classique contemporain

Avec simplicité et succès, Mist représente le renouvellement d'un classique.



IP	BODY MAT	DIF MAT	
44	ST	GLA	



E14 Max. L 97 mm - Ø 35 mm | W Max. 9

- 05 Black Noir
- ◐ 21 Chrome Chrome
- F9 Sandblasted Sablé

Structure Difussor

05 ●	F9 ○
21 ◐	F9 ○

Code

00-8337-05-F9
00-8337-21-F9

Pipe



Functionality

Pipe is synonymous with practicality and integration. Its functional design allows for a certain degree of customisation so its installation is always a success.

Fonctionnalité

Pipe est synonyme de commodité et d'intégration. Un design fonctionnel qui permet une certaine personnalisation pour que votre installation soit toujours réussie.



05-23



14-05



DL-DL*



05-05



14-14

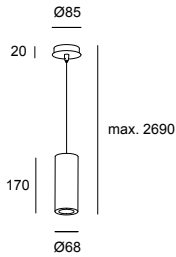



DL-DL*

Standard combinations.
Standard combinations.

Possibility of other combinations by rings not included.
Possibilité d'autres combinaisons par anneaux non inclus.

Pipe 170mm



- 14 White Blanc
- 05 Black Noir
- 23 Gold Or
- DL* Gold Or

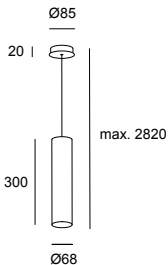

GU10 | W Max. 8

Structure	Ring	Code
05 ●	23 ●	00-0073-05-23
14 ○	05 ●	00-0073-14-05
DL ●*	DL ●*	00-0073-DL-DL

Not included / Non inclus

White canopy installation accessory Accessoire d'encastrement de la base d'alimentation blanche	71-5967-14-14
--	----------------------

Pipe 300mm



- 14 White Blanc
- 05 Black Noir
- 23 Gold Or
- DL* Gold Or

GU10 | W Max. 8

Structure	Ring	Code
05 ●	23 ●	00-5456-05-23
14 ○	05 ●	00-5456-14-05
DL ●*	DL ●*	00-5456-DL-DL

Not included / Non inclus

White canopy installation accessory Accessoire d'encastrement de la base d'alimentation blanche	71-5456-14-14
--	----------------------

Common accs. not included Acc. Communs non inclus

Black ring Anneau noir	71-0073-05-05
White ring Anneau blanc	71-0073-14-14
Gold ring Anneau doré	71-0073-DL-DL*

Smart Compatible accs. Acc. Smart Compatible

GU10 TW Wi-Fi light bulb Light For Life	71-8220-00-00
---	----------------------

*Please contact our sales team for conditions and delivery times.

*Consultez notre équipe commerciale pour connaître les conditions et les délais de livraison.


Eclipse

**Robust body and warm effect**

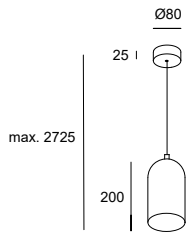
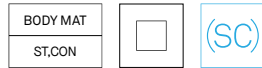
Eclipse has a robust casing made in cement that contrasts with the warmth of its light effect. The simplicity of its cylindrical form balances the piece's assembly with a really special character.

Corps robuste et aspect chaleureux

Eclipse affiche un corps robuste en ciment qui contraste avec la chaleur de son effet de lumière. La simplicité de sa forme cylindrique équilibre l'ensemble de ce modèle au caractère bien trempé.



Eclipse Conic



E27 | W Max. 15

- 05 Black Noir
- DC Cement Ciment

Canopy	Body
05 ●	DC ○

Code
00-5678-05-DC

Smart Compatible accs. / Acc. Smart Compatible

E27 RGBW Wi-Fi light bulb Light For Life

71-8219-00-00

Napa



Versatile design

Napa is a timeless, neutral piece with smooth lines. The light point hinted at its top corner grants it particular elegance. Alone or in combination with other elements, Napa provides practical, functional lighting capable of harmonising any space.

Design polyvalent

Napa est un modèle intemporel et neutre qui arbore des lignes douces. Le point lumineux que l'on devine dans sa partie supérieure lui confère une élégance particulière. Seul ou en composition, Napa assure un éclairage pratique et fonctionnel capable d'harmoniser n'importe quel espace.







05-05

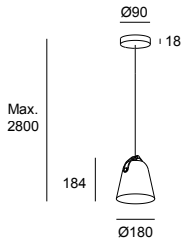
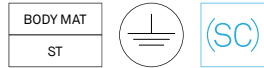
05-DN

DN-DN

EM-EM

Different combinations of finishes for the light shade and its details.
 Différentes combinaisons de finitions pour l'abat-jour et ses détails.

Napa Small



E27 | W Max. 15

- 05 Black Noir
- DN Matte gold Or mat
- EM Stone grey Gris pierre

Body Button

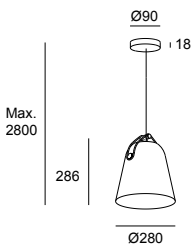
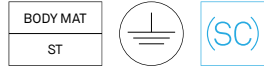
05 ●	05 ●
05 ●	DN ●
DN ●	DN ●
EM ●	EM ●

Code

- 00-7992-05-05**
- 00-7992-05-DN**
- 00-7992-DN-DN**
- 00-7992-EM-EM**

Black ceiling rose / Monture noir

Napa Big



E27 | W Max. 15

- 05 Black Noir
- DN Matte gold Or mat
- EM Stone grey Gris pierre

Body Button

05 ●	05 ●
05 ●	DN ●
DN ●	DN ●
EM ●	EM ●

Code

- 00-7993-05-05**
- 00-7993-05-DN**
- 00-7993-DN-DN**
- 00-7993-EM-EM**

Black ceiling rose / Monture noir

Alex & Manel Llusçà, 2020

Caribe





Artisanal inspiration

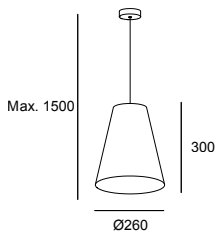
Drawing from artisanal influences, this pendant light with simple, geometric shapes provides naturalness in spaces where simplicity and purity are the architectural foundations.

Inspiration artisanale

D'inspiration artisanale, cette suspension aux formes simples et géométriques apporte une touche de naturel aux espaces qui mettent l'accent sur la simplicité et la pureté de l'architecture.

Caribe ø260

BODY MAT	DIF MAT		(SC)
ST,RATAN	RATAN		



E27 | W Max. 15

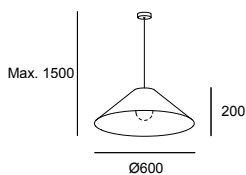
- 05 Black Noir
- ES Natural rattan Rotin naturel

Canopy	Body
05 ●	ES ●

Code
00-8109-05-ES

Caribe ø600

BODY MAT	DIF MAT		(SC)
ST,RATAN	RATAN		



E27 | W Max. 15

- 05 Black Noir
- ES Natural rattan Rotin naturel

Canopy	Body
05 ●	ES ●

Code
00-8110-05-ES

Smart Compatible accs.
Acc. Smart Compatible

E27 RGBW Wi-Fi light bulb Light For Life

71-8219-00-00


Bol	P.251	Caprice	P.248	Levels	P.238	Miso	P.252
				(N)		(E)	
Spark	P.244	Vetro	P.250				
(N)							

Ceiling lights with spotlight
Plafonniers-projecteurs

Pipe	P.263	Prolix	P.256	Simply	P.260	Stylus	P.262
(E)				(E)		(E)	

Ceiling fixtures

Plafonniers



Nahtrang Studio, 2023

Levels

Pendants p. 088,
Table lamps p. 378,
Floor lamps, p. 434
Suspensions p. 088,
Lampes de table p. 378,
Lampadaires p. 434



+ Levels



Quality lighting with charisma

The ceiling light version of Levels is a living structure that expands and contracts in an organic play of structures, levels and densities. With three different finishes that are combined with glass with varying levels of opacity, the collection boasts an innate charisma that adapts easily to any space, whether it is turned on or off.

Qualité d'éclairage et charisme

La version plafonnier de Levels est une structure dynamique qui croît et décroît dans un jeu organique de structures, de niveaux et de densités. Avec trois finitions différentes combinées à différentes opacités du verre, la collection possède un charisme inné qui s'adapte facilement à tous les espaces, qu'il soit allumé ou éteint.



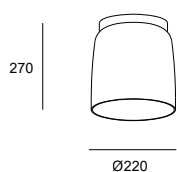




Glass with opacities of 30% in the small diffuser, 50% in the medium and 70% in the large diffuser.
Verres à 30 % d'opacité pour le petit diffuseur, 50 % pour le moyen et 70 % pour le grand.

Levels 1 Body Ø220mm

	BODY MAT ST	DIF MAT GLA		50000h L80 B20	3 MacAdam	SWITCH CCT SW 2700-3000-4000
--	----------------	----------------	--	-------------------	--------------	---------------------------------



- 05 Black Noir
- 08 Green Vert
- 12 Fumé Fumé
- 15 Amber Ambré

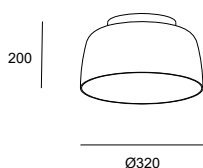
LED | K SW 2700-3000-4000 | CRI 90 | W Total 28 | Real Lm 1850 | K SW 2700-3000-4000

	Structure	Difussor	Code
PHASE CUT 220-240V	05 ●	08 ●	15-A131-05-08
	05 ●	12 ●	15-A131-05-12
	05 ●	15 ●	15-A131-05-15
DALI-2 110-277V	05 ●	08 ●	15-A137-05-08
	05 ●	12 ●	15-A137-05-12
	05 ●	15 ●	15-A137-05-15
CASAMBI 110-277V	05 ●	08 ●	15-A143-05-08
	05 ●	12 ●	15-A143-05-12
	05 ●	15 ●	15-A143-05-15

The indicated flux corresponds to the core temperature (3000K).
Le flux indiqué correspond à la température centrale (3 000 K).

Levels 1 Body Ø320mm

	BODY MAT ST	DIF MAT GLA		50000h L80 B20	3 MacAdam	SWITCH CCT SW 2700-3000-4000
--	----------------	----------------	--	-------------------	--------------	---------------------------------



- 05 Black Noir
- 08 Green Vert
- 12 Fumé Fumé
- 15 Amber Ambré

LED | K SW 2700-3000-4000 | CRI 90 | W Total 28 | Real Lm 1850 | K SW 2700-3000-4000

	Structure	Difussor	Code
PHASE CUT 220-240V	05 ●	08 ●	15-A132-05-08
	05 ●	12 ●	15-A132-05-12
	05 ●	15 ●	15-A132-05-15
DALI-2 110-277V	05 ●	08 ●	15-A138-05-08
	05 ●	12 ●	15-A138-05-12
	05 ●	15 ●	15-A138-05-15
CASAMBI 110-277V	05 ●	08 ●	15-A144-05-08
	05 ●	12 ●	15-A144-05-12
	05 ●	15 ●	15-A144-05-15

The indicated flux corresponds to the core temperature (3000K).
Le flux indiqué correspond à la température centrale (3 000 K).

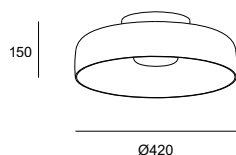
Colours shown are approximate and may not reflect shades precisely due to possible changes linked to different materials and finishes, as well as lighting and printing factors.

Les couleurs affichées sont approximatives et peuvent ne pas refléter fidèlement les tonalités, en raison des variations possibles liées aux différents types de matériaux et de finitions, ainsi qu'aux facteurs d'éclairage et d'impression.

Levels 1 Body Ø420mm

NEW	BODY MAT	DIF MAT		50000h	3	SWITCH CCT
	ST	GLA		L80 B20	MacAdam	SW 2700-3000-4000

- 05 Black Noir
- 08 Green Vert
- 12 Fumé Fumé
- 15 Amber Ambré



LED | K SW 2700-3000-4000 | CRI 90 | W Total 28 | Real Lm 1850 | K SW 2700-3000-4000

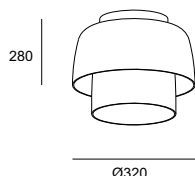
	Structure	Difussor	Code
PHASE CUT 220-240V	05 	08 	15-A133-05-08
	05 	12 	15-A133-05-12
	05 	15 	15-A133-05-15
DALI-2 110-277V	05 	08 	15-A139-05-08
	05 	12 	15-A139-05-12
	05 	15 	15-A139-05-15
CASAMBI 110-277V	05 	08 	15-A145-05-08
	05 	12 	15-A145-05-12
	05 	15 	15-A145-05-15

The indicated flux corresponds to the core temperature (3000K).
Le flux indiqué correspond à la température centrale (3 000 K).

Levels 2 Bodies Ø320mm + Ø220mm

NEW	BODY MAT	DIF MAT		50000h	3	SWITCH CCT
	ST	GLA		L80 B20	MacAdam	SW 2700-3000-4000

- 05 Black Noir
- 08 Green Vert
- 12 Fumé Fumé
- 15 Amber Ambré



LED | K SW 2700-3000-4000 | CRI 90 | W Total 28 | Real Lm 1850 | K SW 2700-3000-4000

	Structure	Difussor	Code
PHASE CUT 220-240V	05 	08 	15-A134-05-08
	05 	12 	15-A134-05-12
	05 	15 	15-A134-05-15
DALI-2 110-277V	05 	08 	15-A140-05-08
	05 	12 	15-A140-05-12
	05 	15 	15-A140-05-15
CASAMBI 110-277V	05 	08 	15-A146-05-08
	05 	12 	15-A146-05-12
	05 	15 	15-A146-05-15

The indicated flux corresponds to the core temperature (3000K).
Le flux indiqué correspond à la température centrale (3 000 K).

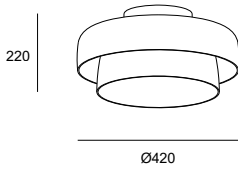
Colours shown are approximate and may not reflect shades precisely due to possible changes linked to different materials and finishes, as well as lighting and printing factors.

Les couleurs affichées sont approximatives et peuvent ne pas refléter fidèlement les tonalités, en raison des variations possibles liées aux différents types de matériaux et de finitions, ainsi qu'aux facteurs d'éclairage et d'impression.

Levels 2 Bodies Ø420mm + Ø320mm

NEW	BODY MAT	DIF MAT	50000h L80 B20	3 MacAdam	SWITCH CCT SW 2700-3000-4000
	ST	GLA			

- 05 Black Noir
- 08 Green Vert
- 12 Fumé Fumé
- 15 Amber Ambré



LED | K SW 2700-3000-4000 | CRI 90 | W Total 28 | Real Lm 1850 | K SW 2700-3000-4000

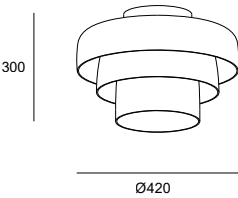
	Structure	Difussor	Code
PHASE CUT 220-240V	05 ●	08 ●	15-A135-05-08
	05 ●	12 ●	15-A135-05-12
	05 ●	15 ●	15-A135-05-15
DALI-2 110-277V	05 ●	08 ●	15-A141-05-08
	05 ●	12 ●	15-A141-05-12
	05 ●	15 ●	15-A141-05-15
CASAMBI 110-277V	05 ●	08 ●	15-A147-05-08
	05 ●	12 ●	15-A147-05-12
	05 ●	15 ●	15-A147-05-15

The indicated flux corresponds to the core temperature (3000K).
Le flux indiqué correspond à la température centrale (3 000 K).

Levels 3 Bodies Ø420mm + Ø320mm + Ø220mm

NEW	BODY MAT	DIF MAT	50000h L80 B20	3 MacAdam	SWITCH CCT SW 2700-3000-4000
	ST	GLA			

- 05 Black Noir
- 08 Green Vert
- 12 Fumé Fumé
- 15 Amber Ambré



LED | K SW 2700-3000-4000 | CRI 90 | W Total 28 | Real Lm 1850 | K SW 2700-3000-4000

	Structure	Difussor	Code
PHASE CUT 220-240V	05 ●	08 ●	15-A136-05-08
	05 ●	12 ●	15-A136-05-12
	05 ●	15 ●	15-A136-05-15
DALI-2 110-277V	05 ●	08 ●	15-A142-05-08
	05 ●	12 ●	15-A142-05-12
	05 ●	15 ●	15-A142-05-15
CASAMBI 110-277V	05 ●	08 ●	15-A148-05-08
	05 ●	12 ●	15-A148-05-12
	05 ●	15 ●	15-A148-05-15

The indicated flux corresponds to the core temperature (3000K).
Le flux indiqué correspond à la température centrale (3 000 K).

Colours shown are approximate and may not reflect shades precisely due to possible changes linked to different materials and finishes, as well as lighting and printing factors.

Les couleurs affichées sont approximatives et peuvent ne pas refléter fidèlement les tonalités, en raison des variations possibles liées aux différents types de matériaux et de finitions, ainsi qu'aux facteurs d'éclairage et d'impression.



+ Spark

Spark



Scandi inspiration

Inspired by Scandi design, the simplicity of the elements finds its raison d'être in the perfection of the shapes and their combinations. With different composition possibilities, Spark features a set of volumes that can be combined around a profile that goes virtually unnoticed. Designed without ties, its installation possibilities mirror its very essence of freedom.

Inspiration nordique

D'inspiration nordique, la simplicité des éléments trouve sa raison d'être dans la perfection des formes et leurs combinaisons. Offrant différentes possibilités de composition, Spark propose un jeu de volumes qui se déclinent autour d'un profilé passant pratiquement inaperçu. Conçu sans attaches, ce modèle offre des possibilités d'installation en accord avec son sens de la liberté.



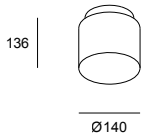


The three light bodies create three distinct volumes.
 Ses trois corps lumineux génèrent trois volumes distincts.

Spark Single Ø140mm

NEW	BODY MAT	DIF MAT		50000h	3	SWITCH CCT
	ST	GLA		L80 B20	MacAdam	SW 2700-3000-4000

- 05 Black Noir
- F9 Sandblasted Sablé



LED | K SW 2700-3000-4000 | CRI 90 | W Total 10 | Real Lm 424 | K SW 2700-3000-4000

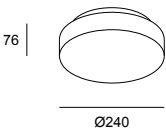
	Structure	Difussor	Code
PHASE CUT 220-240V	05 ●	F9 ○	15-A125-05-F9

The indicated flux corresponds to the core temperature (3000K).
 Le flux indiqué correspond à la température centrale (3 000 K).

Spark Single Ø240mm

NEW	BODY MAT	DIF MAT		50000h	3	SWITCH CCT
	ST	GLA		L80 B20	MacAdam	SW 2700-3000-4000

- 05 Black Noir
- F9 Sandblasted Sablé



LED | K SW 2700-3000-4000 | CRI 90 | W Total 16 | Real Lm 652 | K SW 2700-3000-4000

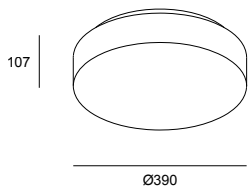
	Structure	Difussor	Code
PHASE CUT 220-240V	05 ●	F9 ○	15-A126-05-F9

The indicated flux corresponds to the core temperature (3000K).
 Le flux indiqué correspond à la température centrale (3 000 K).

Spark Single Ø390mm

NEW	BODY MAT	DIF MAT		50000h	3	SWITCH CCT
	ST	GLA		L80 B20	MacAdam	SW 2700-3000-4000

- 05 Black Noir
- F9 Sandblasted Sablé



LED | K SW 2700-3000-4000 | CRI 90 | W Total 43.7 | Real Lm 2083 | K SW 2700-3000-4000

	Structure	Difussor	Code
DALI 220-240V	05 ●	F9 ○	15-A127-05-F9

The indicated flux corresponds to the core temperature (3000K).
 Le flux indiqué correspond à la température centrale (3 000 K).



Painstakingly developed to achieve the highest-quality glass and a streamlined profile with outstanding technical performance.

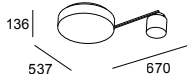
Développé de façon minutieuse pour obtenir un verre de qualité et un profilé très fin offrant les meilleures prestations techniques.

Spark Double Ø390mm + Ø140mm

NEW	BODY MAT	DIF MAT	50000h L80 B20	3 MacAdam	SWITCH CCT SW 2700-3000-4000
	ST	GLA			

- 05 Black Noir
- F9 Sandblasted Sablé

LED | K SW 2700-3000-4000 | CRI 90 | W Total 53.5 | Real Lm 2507 | K SW 2700-3000-4000



	Structure	Difussor	Code
DALI 220-240V	05 <input checked="" type="radio"/>	F9 <input type="radio"/>	15-A128-05-F9

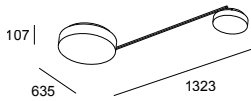
The indicated flux corresponds to the core temperature (3000K).
Le flux indiqué correspond à la température centrale (3 000 K).

Spark Double Ø390mm + Ø240mm

NEW	BODY MAT	DIF MAT	50000h L80 B20	3 MacAdam	SWITCH CCT SW 2700-3000-4000
	ST	GLA			

- 05 Black Noir
- F9 Sandblasted Sablé

LED | K SW 2700-3000-4000 | CRI 90 | W Total 60.5 | Real Lm 2735 | K SW 2700-3000-4000



	Structure	Difussor	Code
DALI 220-240V	05 <input checked="" type="radio"/>	F9 <input type="radio"/>	15-A129-05-F9

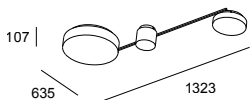
The indicated flux corresponds to the core temperature (3000K).
Le flux indiqué correspond à la température centrale (3 000 K).

Spark Triplex Ø390mm + Ø240mm + Ø140mm

NEW	BODY MAT	DIF MAT	50000h L80 B20	3 MacAdam	SWITCH CCT SW 2700-3000-4000
	ST	GLA			

- 05 Black Noir
- F9 Sandblasted Sablé

LED | K SW 2700-3000-4000 | CRI 90 | W Total 68.5 | Real Lm 3159 | K SW 2700-3000-4000



	Structure	Difussor	Code
DALI 220-240V	05 <input checked="" type="radio"/>	F9 <input type="radio"/>	15-A130-05-F9

The indicated flux corresponds to the core temperature (3000K).
Le flux indiqué correspond à la température centrale (3 000 K).

Caprice



Lighting demand

Caprice offers a variety of advanced functions in a decorative product that adapts to environments with high light requirements.

Exigence en matière d'éclairage

Caprice offre un éventail de fonctions pointues dans un produit décoratif qui s'adapte aux décors exigeants en matière d'éclairage.

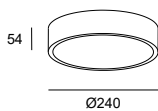
Features a built-in switch.

Muni d'un interrupteur intégré.

Caprice ø240mm

BODY MAT	DIF MAT		50000h	SWITCH CCT
ST	ACR		L80 B20	SW 2700-3000-4000

- 14 White Blanc
- 60* Black Noir
- DL* Gold Or
- M1 Opal white Blanc opale



LED | K SW 2700-3000-4000 | CRI 90 | W Total 14.1 | Real Lm 896 | K SW 2700-3000-4000

	Body	Difussor	Code
PHASE CUT 220-240V	14 <input type="radio"/>	M1 <input type="radio"/>	15-6196-14-M1
	60 <input checked="" type="radio"/> *	M1 <input type="radio"/>	15-6196-60-M1
	DL <input checked="" type="radio"/> *	M1 <input type="radio"/>	15-6196-DL-M1
Light For Life 220-240V	14 <input type="radio"/>	M1 <input type="radio"/>	15-A039-14-M1
	60 <input checked="" type="radio"/> *	M1 <input type="radio"/>	15-A039-60-M1
	DL <input checked="" type="radio"/> *	M1 <input type="radio"/>	15-A039-DL-M1
CASAMBI 220-240V	14 <input type="radio"/>	M1 <input type="radio"/>	15-A037-14-M1
	60 <input checked="" type="radio"/> *	M1 <input type="radio"/>	15-A037-60-M1
	DL <input checked="" type="radio"/> *	M1 <input type="radio"/>	15-A037-DL-M1

The indicated flux corresponds to the core temperature (3000K).

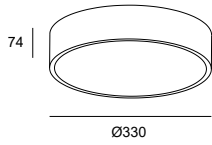
Le flux indiqué correspond à la température centrale (3 000 K).

*Please contact our sales team for conditions and delivery times.

*Consultez notre équipe commerciale pour connaître les conditions et les délais de livraison.

Caprice ø330mm

BODY MAT	DIF MAT		50000h	SWITCH CCT
ST	ACR		L80 B20	SW 2700-3000-4000



- 14 White Blanc
- 60* Black Noir
- DL* Gold Or
- M1 Opal white Blanc opale

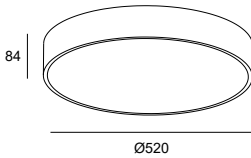
LED | K SW 2700-3000-4000 | CRI 90 | W Total 20 | Real Lm 1258 | K SW 2700-3000-4000

	Body	Difussor	Code
PHASE CUT 220-240V	14 <input type="radio"/>	M1 <input type="radio"/>	15-6197-14-M1
	60 <input checked="" type="radio"/>	M1 <input type="radio"/>	15-6197-60-M1
	DL <input checked="" type="radio"/>	M1 <input type="radio"/>	15-6197-DL-M1
Light For Life (ON-OFF) 220-240V	14 <input type="radio"/>	M1 <input type="radio"/>	15-A040-14-M1
	60 <input checked="" type="radio"/>	M1 <input type="radio"/>	15-A040-60-M1
	DL <input checked="" type="radio"/>	M1 <input type="radio"/>	15-A040-DL-M1
CASAMBI 220-240V	14 <input type="radio"/>	M1 <input type="radio"/>	15-A038-14-M1
	60 <input checked="" type="radio"/>	M1 <input type="radio"/>	15-A038-60-M1
	DL <input checked="" type="radio"/>	M1 <input type="radio"/>	15-A038-DL-M1

The indicated flux corresponds to the core temperature (3000K).
Le flux indiqué correspond à la température centrale (3 000 K).

Caprice ø520mm

BODY MAT	DIF MAT		50000h	SWITCH CCT
ST	ACR		L80 B20	SW 2700-3000-4000



- 14 White Blanc
- 60* Black Noir
- DL* Gold Or
- M1 Opal white Blanc opale

LED | K SW 2700-3000-4000 | CRI 90 | W Total 39.6 | Real Lm 3072 | K SW 2700-3000-4000

	Body	Difussor	Code
PHASE CUT 220-240V	14 <input type="radio"/>	M1 <input type="radio"/>	15-6433-14-M1
	60 <input checked="" type="radio"/>	M1 <input type="radio"/>	15-6433-60-M1
	DL <input checked="" type="radio"/>	M1 <input type="radio"/>	15-6433-DL-M1
Light For Life (ON-OFF) 220-240V	14 <input type="radio"/>	M1 <input type="radio"/>	15-A022-14-M1
	60 <input checked="" type="radio"/>	M1 <input type="radio"/>	15-A022-60-M1
	DL <input checked="" type="radio"/>	M1 <input type="radio"/>	15-A022-DL-M1
CASAMBI 220-240V	14 <input type="radio"/>	M1 <input type="radio"/>	15-A023-14-M1
	60 <input checked="" type="radio"/>	M1 <input type="radio"/>	15-A023-60-M1
	DL <input checked="" type="radio"/>	M1 <input type="radio"/>	15-A023-DL-M1

The indicated flux corresponds to the core temperature (3000K).
Le flux indiqué correspond à la température centrale (3 000 K).

*Please contact our sales team for conditions and delivery times.

*Consultez notre équipe commerciale pour connaître les conditions et les délais de livraison.

Vetro



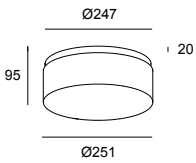
A classic with special double-thickness pressed glass.
Un classique en verre pressé spécial à double épaisseur.



IP	BODY MAT	DIF MAT		50000h	3
44	ST	GLA		L80 B20	MacAdam

LED | K 3000 | CRI 80 | W Total 22.4 | Real Lm 1240

- 14 White Blanc
- G5 Painted glass white interior
Verre peint blanc intérieur



ON-OFF 220-240V

Body

14

Difussor

G5

Code

05-7387-14-G5

Bol



Elegance and technicality

The fabric finish of the diffuser gives the piece an elegant touch.

Élégance et technicité

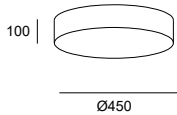
La finition textile du diffuseur confère une touche d'élégance finale au modèle.

Bol ø450mm

BODY MAT	DIF MAT		50000h	3
ST	ACR,TEX		L80 B20	MacAdam

LED | K 3000 | CRI 80 | W Total 23 | Real Lm 1064

- BY Sand Sable
- M1 Opal white Blanc opale



Body

Difussor

Code

ON-OFF 100-240V

BY ●

M1 ○

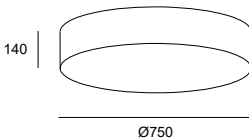
15-4922-BY-M1

Bol ø700mm

BODY MAT	DIF MAT		50000h	3
ST	ACR,TEX		L80 B20	MacAdam

LED | K 3000 | CRI 80 | W Total 33 | Real Lm 1646

- BY Sand Sable
- M1 Opal white Blanc opale



Body

Difussor

Code

ON-OFF 100-240V

BY ●

M1 ○

15-4924-BY-M1



+ Miso

MISO

**An essential option with different combinations**

With smooth, discreet lines, Miso is an essential ceiling light that adapts to any space. Available in two sizes, offers a high degree of customisation thanks to the combination of finishes available for its internal and external structure.

Une option essentielle avec différentes combinaisons

Aux lignes délicates et discrètes, Miso est un plafond essentiel qui s'adapte à tous les espaces. Deux tailles disponibles, il offre une énorme flexibilité de finitions grâce à la combinaison des finitions de sa structure intérieure et extérieure.





15-8331-14-14



15-8331-EM-14



15-8331-14-DL



15-8331-05-14



15-8331-DL-14



15-8331-DL-DL



15-8331-05-DL



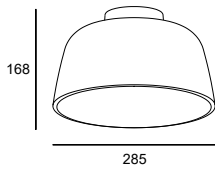
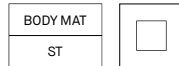
15-8330-05-DL

Seven possible colour combinations in two different sizes.

7 combinaisons de couleur possibles en deux tailles différentes.



Miso 285mm



E27 | W Max. 15

- 14 White Blanc
- 05 Black Noir
- DL Gold Or
- EM Stone grey Gris pierre

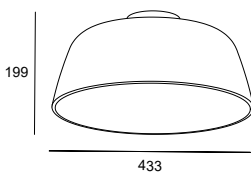
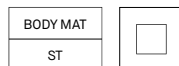
Exterior Screen Interior Screen

Code

- | | |
|------|-------|
| 05 ● | 14 ○* |
| 05 ● | DL ●* |
| 14 ○ | 14 ○ |
| 14 ○ | DL ●* |
| DL ● | 14 ○* |
| DL ● | DL ●* |
| EM ● | 14 ○* |

- 15-8330-05-14**
- 15-8330-05-DL**
- 15-8330-14-14**
- 15-8330-14-DL**
- 15-8330-DL-14**
- 15-8330-DL-DL**
- 15-8330-EM-14**

Miso 433mm



E27 | W Max. 15

- 14 White Blanc
- 05 Black Noir
- DL Gold Or
- EM Stone grey Gris pierre

Exterior Screen Interior Screen

Code

- | | |
|------|-------|
| 05 ● | 14 ○* |
| 05 ● | DL ●* |
| 14 ○ | 14 ○ |
| 14 ○ | DL ●* |
| DL ● | 14 ○* |
| DL ● | DL ●* |
| EM ● | 14 ○* |

- 15-8331-05-14**
- 15-8331-05-DL**
- 15-8331-14-14**
- 15-8331-14-DL**
- 15-8331-DL-14**
- 15-8331-DL-DL**
- 15-8331-EM-14**

*Please contact our sales team for conditions and delivery times.

*Consultez notre équipe commerciale pour connaître les conditions et les délais de livraison.



+ Prolix

Prolix



Style and elegance

The Prolix ceiling light suits any setting, not only due to its faceted silhouette and the purity of its gold and matt black finishes, but also because of its adaptability to the lighting effect, thanks to its rotating structure and its focal axes. The lens can also be adjusted manually with an adjustable 15° to 50° zoom.

Style et élégance



Le plafonnier Prolix s'adapte au décor grâce à l'élégance de sa silhouette à facettes et à la pureté de ses finitions en doré et noir mat, mais aussi à la capacité d'adaptation de l'effet de lumière obtenu par la rotation de sa structure et de ses axes focaux. En outre, l'optique peut se régler manuellement avec un zoom ajustable de 15° à 50°.





Prolix allows you to direct the spotlights and it also rotates on its own axis.

Prolix permet de diriger les projecteurs et tourne également sur son propre axe.

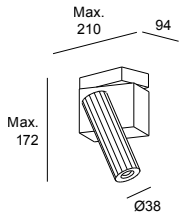




Adjustable lens to increase the light angle (Zoom 15°-50°).
 Module optique réglable permettant d'accroître l'angle lumineux (Zoom 15°-50°).

Prolix Single

BODY MAT	DIF MAT		50000h	3		
AL	PMMA		L80 B20	MacAdam		



LED | K 2700 | CRI 90 | W Total 7.6 | Real Lm 217

- 05 Black Noir
- DN Matte gold Or mat



Structure

Code

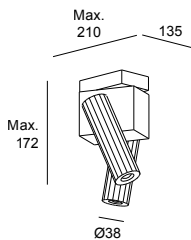
PHASE CUT 220-240V

- 05 ●
- DN ●

15-8513-05-05
 15-8513-DN-DN

Prolix Double

BODY MAT	DIF MAT		50000h	3		
AL	PMMA		L80 B20	MacAdam		



LED | K 2700 | CRI 90 | W Total 13.6 | Real Lm 434

- 05 Black Noir
- DN Matte gold Or mat



Structure

Code

PHASE CUT 220-240V

- 05 ●
- DN ●

15-8514-05-05
 15-8514-DN-DN

Josep Patsí, 2021

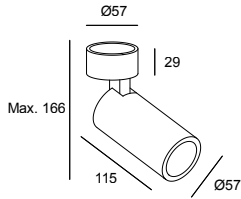
Wall fixtures p. 340, Table lamps p. 405
Appliques p. 340, Lampes de table p. 405

Simply





Simply 1 body



BODY MAT				
ST.AL		355°	90°	

GU10 | W Max. 8

Structure

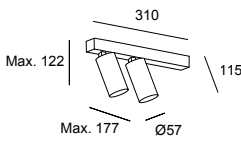
- 05
- 14

- 14 White Blanc
- 05 Black Noir

Code

15-7982-05-05
15-7982-14-14

Simply 2 bodies



BODY MAT				
ST.AL		90°	355°	

GU10 x2 | W 2 × Max. 8

Structure

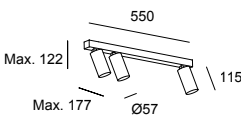
- 05
- 14

- 14 White Blanc
- 05 Black Noir

Code

05-8335-05-05
05-8335-14-14

Simply 3 bodies



BODY MAT				
ST.AL		90°	355°	

GU10 x3 | W 3 × Max. 8

Structure

- 05
- 14

- 14 White Blanc
- 05 Black Noir

Code

05-8336-05-05
05-8336-14-14

Common accs. included
Acc. communs inclus

Honeycomb panel
Panneau en nid d'abeille

Smart Compatible accs.
Acc. Smart Compatible

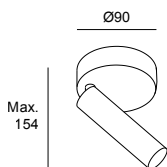
GU10 TW Wi-Fi light bulb Light For Life

71-8220-00-00

Stylus



BODY MAT	DIF MAT		50000h	3		
AL	PC		L80 B20	MacAdam	90°	355°



LED | K 3000 | CRI 90 | W Total 6.4 | Real Lm 364

- 14 White Blanc
- 05 Black Noir



Finishing

Code

ON-OFF 100-240V

- 05 ●
- 14 ○

05-5478-05-05
05-5478-14-14

Pipe



Precision and naturalness Précision et naturel



05-23



14-05



DL-DL*

Standard combinations.
Standard combinations.



05-05



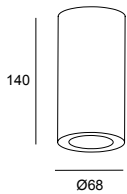
14-14



DL-DL*

Possibility of other combinations by rings not included.
Possibilité d'autres combinaisons par anneaux non inclus.

Pipe Single



GU10 | W Max. 8

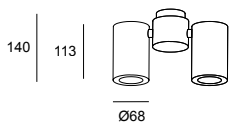
- 14 White Blanc
- 05 Black Noir
- 23 Gold Or
- DL* Gold Or

Body	Ring
05 ●	23 ●
14 ○	05 ●
DL ●*	DL ●*

Code

15-0073-05-23
 15-0073-14-05
 15-0073-DL-DL

Pipe Double



GU10 | W 2 × Max. 8

- 14 White Blanc
- 05 Black Noir

Body	Ring
14 ○	05 ●

Code

15-0074-14-05

Common accs. not included Acc. Communs non inclus

Gold ring
Anneau doré
Black ring
Anneau noir
White ring
Anneau blanc

71-0073-DL-DL*
 71-0073-05-05
 71-0073-14-14

Smart Compatible accs. Acc. Smart Compatible

GU10 TW Wi-Fi light bulb Light For Life

71-8220-00-00

*Please contact our sales team for conditions and delivery times.

*Consultez notre équipe commerciale pour connaître les conditions et les délais de livraison.

Attic	P.296	Big Bang	P.280	Bloom N	P.310	Drone	P.312
Ely	P.304	H	P.282	Invisible	P.294	Nude E	P.316
Organic	P.308	Siena Led	P.315	Spark N	P.270	Super Attic	P.300
Trip	P.286	Trip Glass	P.292	Tubs	P.276	Veneto	P.309
Vetro	P.314	Voiles	P.266				

Wall lights with reading light

Appliques avec liseuse

Bed	P.346	Chic	P.326	E-lamp	P.322	E-lamp Mini	P.324
Funk E	P.344	Gamma	P.330	Gamma Extend	P.336	Gamma Mini	P.332
Gamma SR	P.334	Gamma USB	P.333	Hall Slim	P.328	Invisible	P.320
Ivy	P.345	Link	P.348	Lire	P.338	Pipe E	P.343
Radar	P.339	Simply E	P.340	Stylus E	P.342	Tip	P.349

Wall fixtures

Appliques

Wall lights with shade
Appliques avec abat-jour

Clip ⓔ	P.354	Hall Slim Screen	P.350	Metrica ⓔ	P.356	Screen	P.352
------------------	-------	-------------------------	-------	---------------------	-------	---------------	-------


Architectural wall lights
Appliques architecturales

Bend	P.363	Duna	P.368	Fino	P.366	Ges ⓔ	P.374
-------------	-------	-------------	-------	-------------	-------	-----------------	-------

Ges Circular	P.375	Jet ⓔ	P.371	Kub	P.364	Lia ⓔ	P.373
---------------------	-------	-----------------	-------	------------	-------	-----------------	-------

Lia Led	P.372	Neu	P.369	Oval	P.370	Prime	P.362
----------------	-------	------------	-------	-------------	-------	--------------	-------

Room	P.360
-------------	-------



Céline Wright, 2017

Pendants p. 120
Suspensions p. 120

+ Voiles

Voiles



Artisan and contemporary

Voiles is a handcrafted creation by the designer Céline Wright, who was inspired by the sails of ships. The wall light version of the Voiles defies the laws of statics, achieving a balance between the structure that fixes it onto the wall, with several possible positions, and the shape of the piece, which mimics the movement of sails on the high seas. Made with Japanese washi paper following an ancient technique, Voiles represents the perfect balance between tradition and modernity.

Artisanal et contemporain

Voiles est une création artisanale de la designer Céline Wright, qui s'est inspirée des voiles des bateaux. Dans sa version applique, Voiles défie les lois du statique, avec un équilibre réussi entre la structure qui la fixe au mur, avec la possibilité de différentes positions, et la forme de la pièce, qui évoque le mouvement des voiles en haute mer. Fabriquée avec du papier washi japonais en suivant une technique millénaire, Voiles représente l'équilibre parfait entre tradition et contemporanéité.



The wall light cables can be tightened and the hook can be installed at the desired height.
L'applique permet de serrer les câbles et de placer le crochet à la hauteur désirée.



Céline Wright was inspired by her sea voyages, when she would watch the sails flapping in the wind on the high seas.

Céline Wright s'est inspirée de ses voyages en bateau, en contemplant les voiles qui dirigent le vent en haute mer.



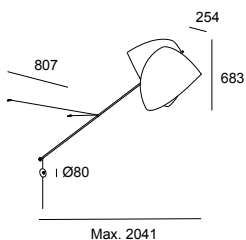
The light shade is handcrafted with Japanese washi paper, featuring a translucent design and soft feel.

L'abat-jour est fabriqué de manière artisanale avec le papier japonais washi, aux propriétés translucides et doux au toucher.





BODY MAT	DIF MAT		50000h	3		
ST	WASHI		L80 B20	MacAdam		DIM



LED | K 2700 | CRI 90 | W Total 33.6 | Real Lm 1864

- 14 White Blanc
- 05 Black Noir



	Structure	Body	Code
TOUCH DIMMING 100-240V	05 <input checked="" type="radio"/>	14 <input type="radio"/>	05-7723-05-14



+ Spark

Spark



Scandi inspiration

Inspired by Scandi design, the simplicity of the elements finds its raison d'être in the perfection of the shapes and their combinations. With different composition possibilities, Spark features a set of volumes that can be combined around a profile that goes virtually unnoticed. Designed without ties, its installation possibilities mirror its very essence of freedom.

Inspiration nordique

D'inspiration nordique, la simplicité des éléments trouve sa raison d'être dans la perfection des formes et leurs combinaisons. Offrant différentes possibilités de composition, Spark propose un jeu de volumes qui se déclinent autour d'un profilé passant pratiquement inaperçu. Conçu sans attaches, ce modèle offre des possibilités d'installation en accord avec son sens de la liberté.






Painstakingly developed to achieve the highest-quality glass and a streamlined profile with outstanding technical performance.

Développé de façon minutieuse pour obtenir un verre de qualité et un profilé très fin offrant les meilleures prestations techniques.

Spark allows you to create different textures by playing with its position and volume.

Spark permet de créer des textures en jouant avec la position et le volume.

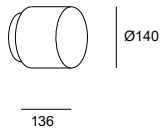




Spark Single Ø140mm

	BODY MAT ST	DIF MAT GLA		50000h L80 B20	3 MacAdam	SWITCH CCT SW 2700-3000-4000
--	----------------	----------------	--	-------------------	--------------	---------------------------------

- 05 Black Noir
- F9 Sandblasted Sablé



LED | K SW 2700-3000-4000 | CRI 90 | W Total 10 | Real Lm 424 | K SW 2700-3000-4000

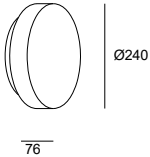
	Structure	Difussor	Code
PHASE CUT 220-240V	05 <input checked="" type="radio"/>	F9 <input type="radio"/>	15-A125-05-F9

The indicated flux corresponds to the core temperature (3000K).
Le flux indiqué correspond à la température centrale (3 000 K).

Spark Single Ø240mm

	BODY MAT ST	DIF MAT GLA		50000h L80 B20	3 MacAdam	SWITCH CCT SW 2700-3000-4000
--	----------------	----------------	--	-------------------	--------------	---------------------------------

- 05 Black Noir
- F9 Sandblasted Sablé



LED | K SW 2700-3000-4000 | CRI 90 | W Total 16 | Real Lm 652 | K SW 2700-3000-4000

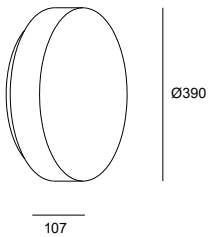
	Structure	Difussor	Code
PHASE CUT 220-240V	05 <input checked="" type="radio"/>	F9 <input type="radio"/>	15-A126-05-F9

The indicated flux corresponds to the core temperature (3000K).
Le flux indiqué correspond à la température centrale (3 000 K).

Spark Single Ø390mm

	BODY MAT ST	DIF MAT GLA		50000h L80 B20	3 MacAdam	SWITCH CCT SW 2700-3000-4000
--	----------------	----------------	--	-------------------	--------------	---------------------------------

- 05 Black Noir
- F9 Sandblasted Sablé



LED | K SW 2700-3000-4000 | CRI 90 | W Total 43.7 | Real Lm 2083 | K SW 2700-3000-4000

	Structure	Difussor	Code
DALI 220-240V	05 <input checked="" type="radio"/>	F9 <input type="radio"/>	15-A127-05-F9

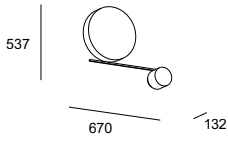
The indicated flux corresponds to the core temperature (3000K).
Le flux indiqué correspond à la température centrale (3 000 K).

Spark Double Ø390mm + Ø140mm

NEW	BODY MAT	DIF MAT	50000h L80 B20	3 MacAdam	SWITCH CCT SW 2700-3000-4000
	ST	GLA			

- 05 Black Noir
- F9 Sandblasted Sablé

LED | K SW 2700-3000-4000 | CRI 90 | W Total 53.5 | Real Lm 2507 | K SW 2700-3000-4000



	Structure	Difussor	Code
DALI 220-240V	05 ●	F9 ○	15-A128-05-F9

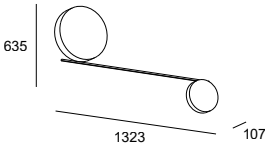
The indicated flux corresponds to the core temperature (3000K).
Le flux indiqué correspond à la température centrale (3 000 K).

Spark Double Ø390mm + Ø240mm

NEW	BODY MAT	DIF MAT	50000h L80 B20	3 MacAdam	SWITCH CCT SW 2700-3000-4000
	ST	GLA			

- 05 Black Noir
- F9 Sandblasted Sablé

LED | K SW 2700-3000-4000 | CRI 90 | W Total 60.5 | Real Lm 2735 | K SW 2700-3000-4000



	Structure	Difussor	Code
DALI 220-240V	05 ●	F9 ○	15-A129-05-F9

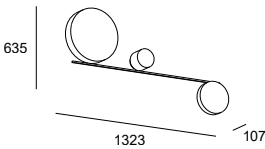
The indicated flux corresponds to the core temperature (3000K).
Le flux indiqué correspond à la température centrale (3 000 K).

Spark Triplex Ø390mm + Ø240mm + Ø140mm

NEW	BODY MAT	DIF MAT	50000h L80 B20	3 MacAdam	SWITCH CCT SW 2700-3000-4000
	ST	GLA			

- 05 Black Noir
- F9 Sandblasted Sablé

LED | K SW 2700-3000-4000 | CRI 90 | W Total 68.5 | Real Lm 3159 | K SW 2700-3000-4000



	Structure	Difussor	Code
DALI 220-240V	05 ●	F9 ○	15-A130-05-F9

The indicated flux corresponds to the core temperature (3000K).
Le flux indiqué correspond à la température centrale (3 000 K).

Nahrang Studio, 2020

Tubs

Pendants p 116,
Table lamps p. 386,
Floor lamps p. 446
Suspensions p. 116,
Lampes de table p. 386,
Lampadaires p. 446



+ Tubs



Presence and dynamism

The dynamism of light represented in the simplicity of a straight line. Tubs wall light can rotate both from its diffuser, to direct the light beam where needed, and from its axis, with orientation on its different longitudinal axes.

Présence et dynamisme


Le dynamisme de la lumière représentée dans la simplicité d'une ligne droite. Tubs applique peut tourner aussi bien à partir de son diffuseur, en dirigeant le faisceau lumineux là où il est nécessaire, qu'à partir de son axe, avec une orientation sur ses différents axes longitudinaux.



Wide range of movement: both light source and light axis swivel.

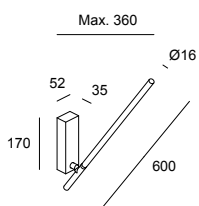
Large gamme de mouvements : rotation tant de la source lumineuse que de son axe.





Both light source and light axis swivel.
Rotation tant de la source lumineuse que de son axe.

BODY MAT ST.AL	DIF MAT PC		50000h L80 B20	3 MacAdam	 0-90°	 360°	 0-90°	 DIM
-------------------	---------------	--	-------------------	--------------	-----------	----------	-----------	---------



LED | K 3000 | CRI 90 | W Total 14.1 | Real Lm 428

- 05 Black Noir
- M1 Opal white Blanc opale

	Structure	Difussor	Code
DALI-2/PUSH 220-240V	05 ●	M1 ○	05-8103-05-M1
ON-OFF 220-240V	05 ●	M1 ○	05-8102-05-M1
0-10V 120-240V	05 ●	M1 ○	05-8104-05-M1

Francesc Vilaró, 2015

Big Bang



A bold presence day and night

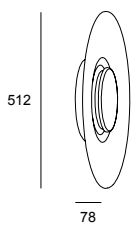
The circular shape of the Big Bang components and its textured white and gold finishes in the centre allow the piece to rouse emotions while switched both off and on. When switched off, it embellishes the room with the harmony of its shapes, whereas when turned on, it provides an indirect light with a very special effect that catches the eye.

Mis à l'honneur de jour comme de nuit

La forme circulaire des composants de Big Bang et ses finitions en blanc texturé et or au centre font que la pièce transmet des sensations aussi bien lorsqu'il est éteint que lorsqu'il est allumé. Lorsqu'il est éteint, il décore la pièce avec l'harmonie de ses formes et lorsqu'il est allumé, il crée une lumière indirecte avec un halo de lumière très spécial qui ne passe pas inaperçu.



BODY MAT	DIF MAT		50000h	3
AL	PMMA		L80 B20	MacAdam



LED | K 3000 | CRI 90 | W Total 25 | Real Lm 760

BW White Blanc



Structure

Code

ON-OFF 100-240V

BW

05-5085-BW-BW

Benedito Design, 2021

Table lamps p. 392,
Floor lamps p. 444
Lampes de table p. 392,
Lampadaires p. 444



+ H

H



Natural distinction

With simple, pure lines, Benedito's H design provides the space with a natural elegance. With the option of recessed or surface installation, H stands out in the space for the warmth of its light and the shadow play created by the delicate upper opening in the piece.

Distinction naturelle

Avec ses lignes simples et pures, le design H de Benedito apporte une élégance naturelle à l'espace qu'il occupe. Avec la possibilité d'une installation encastrée ou en saillie, H se distingue dans le décor par sa lumière chaude et le jeu de lumières créé par la délicate ouverture supérieure dans la pièce.





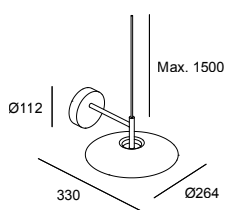
Two recessed options.
Deux options d'encastrement.

Option to apply a pendant in the two recessed versions.
Option applique suspendue dans les deux versions d'encastrement.





BODY MAT	DIF MAT		50000h	3
ST	ACR		L80 B20	MacAdam



LED | K 2700 | CRI 90 | W Total 17 | Real Lm 570

- 05 Black Noir
- DN Matte gold Or mat



Structure

Code

ON-OFF 100-277V

- 05 ●
- DN ●

05-7742-05-05
05-7742-DN-DN

Dual, recessed or surface installation.
Dual, recessed or surface installation.

Trip

**Versatile and imaginative**

Trip is a wall light designed to decorate walls with its mere presence. Distinguished by the grid framework of its metallic body, the combination possibilities are endless. You can have a single, double or triple with different finishes and play with the effect its soft, diffuse and asymmetric light point creates.


Polyvalent et imaginatif

Trip est une applique conçue pour décorer les murs par sa seule présence, grâce à la structure grillagée de son corps métallique, à ses possibilités de combinaison, que ce soit en version simple, double ou triple avec différentes finitions, et à l'effet de son point lumineux doux, diffus et asymétrique.






Two sizes and different combination possibilities.
Deux tailles et différentes possibilités de combinaison.



05-05



14-14



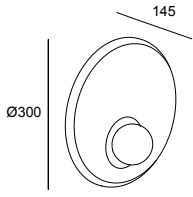
DL-DL



EM-EM

Metallic body with grid framework.
Corps métallique à structure grillagée.

Trip 300mm



E14 Max. L 90 mm - Ø 50 mm | W Max. 9

- 14* White Blanc
- 05 Black Noir
- DN Matte gold Or mat
- EM* Stone grey Gris pierre

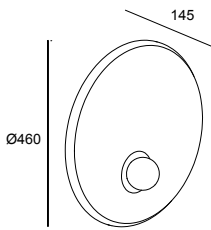
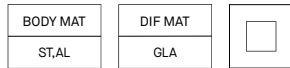
Structure Small

- | | |
|------|-------|
| 05 ● | 05 ● |
| 05 ● | 14 ○* |
| 05 ● | DN ● |
| 05 ● | EM ●* |

Code

- 05-8356-05-05**
- 05-8356-05-14**
- 05-8356-05-DN**
- 05-8356-05-EM**

Trip 460mm



E14 Max. L 90 mm - Ø 50 mm | W Max. 9

- 14* White Blanc
- 05 Black Noir
- DN Matte gold Or mat
- EM* Stone grey Gris pierre

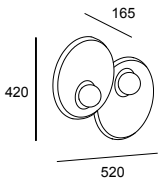
Structure Big

- | | |
|------|-------|
| 05 ● | 05 ● |
| 05 ● | 14 ○* |
| 05 ● | DN ● |
| 05 ● | EM ●* |

Code

- 05-8357-05-05**
- 05-8357-05-14**
- 05-8357-05-DN**
- 05-8357-05-EM**

Trip Double 420mm



E14 x2 Max. L 90 mm - Ø 50 mm | W 2 × Max. 9

- 14* White Blanc
- 05 Black Noir
- DN Matte gold Or mat
- EM* Stone grey Gris pierre

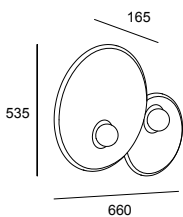
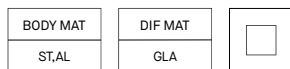
Structure Small Small

- | | | |
|------|------|-------|
| 05 ● | 05 ● | 05 ● |
| 05 ● | 14 ○ | 14 ○* |
| 05 ● | DN ● | DN ● |
| 05 ● | 05 ● | DN ● |
| 05 ● | EM ● | EM ●* |

Code

- 05-8361-05-05**
- 05-8361-05-14**
- 05-8361-05-DN**
- 05-8361-05-DP**
- 05-8361-05-EM**

Trip Double 535mm



E14 x2 Max. L 90 mm - Ø 50 mm | W 2 × Max. 9

- 14* White Blanc
- 05 Black Noir
- DN Matte gold Or mat
- EM* Stone grey Gris pierre

Structure Small Big

- | | | |
|------|------|-------|
| 05 ● | 05 ● | 05 ● |
| 05 ● | 14 ○ | 14 ○* |
| 05 ● | DN ● | DN ● |
| 05 ● | 05 ● | DN ● |
| 05 ● | EM ● | EM ●* |

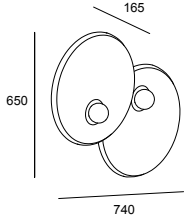
Code

- 05-8359-05-05**
- 05-8359-05-14**
- 05-8359-05-DN**
- 05-8359-05-DP**
- 05-8359-05-EM**

*Please contact our sales team for conditions and delivery times.

*Consultez notre équipe commerciale pour connaître les conditions et les délais de livraison.

Trip Double 650mm

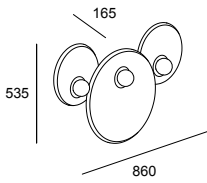


E14 x2 Max. L 90 mm - Ø 50 mm | W 2 × Max. 9

- 14* White Blanc
- 05 Black Noir
- DN Matte gold Or mat
- EM* Stone grey Gris pierre

Structure	Big	Big	Code
05 ●	05 ●	05 ●	05-8360-05-05
05 ●	14 ○	14 ○*	05-8360-05-14
05 ●	DN ●	DN ●	05-8360-05-DN
05 ●	05 ●	DN ●	05-8360-05-DP
05 ●	EM ●	EM ●*	05-8360-05-EM

Trip Triple 535mm

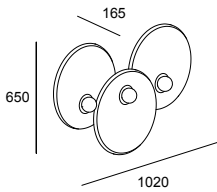


E14 x3 Max. L 90 mm - Ø 50 mm | W 3 × Max. 9

- 14* White Blanc
- 05 Black Noir
- DN Matte gold Or mat
- EM* Stone grey Gris pierre

Structure	Small	Big	Small	Code
05 ●	05 ●	05 ●	05 ●	05-8363-05-05
05 ●	14 ○	14 ○	14 ○*	05-8363-05-14
05 ●	DN ●	DN ●	DN ●	05-8363-05-DN
05 ●	DN ●	05 ●	DN ●	05-8363-05-DP
05 ●	EM ●	EM ●	EM ●*	05-8363-05-EM

Trip Triple 650mm



E14 x3 Max. L 90 mm - Ø 50 mm | W 3 × Max. 9

- 14* White Blanc
- 05 Black Noir
- DN Matte gold Or mat
- EM* Stone grey Gris pierre

Structure	Big	Big	Big	Code
05 ●	05 ●	05 ●	05 ●	05-8362-05-05
05 ●	14 ○	14 ○	14 ○*	05-8362-05-14
05 ●	DN ●	DN ●	DN ●	05-8362-05-DN
05 ●	DN ●	05 ●	DN ●	05-8362-05-DP
05 ●	EM ●	EM ●	EM ●*	05-8362-05-EM

*Please contact our sales team for conditions and delivery times.

*Consultez notre équipe commerciale pour connaître les conditions et les délais de livraison.

Trip Glass





Amber hue at 30%.
Teinte ambrée à 30%.



Smoke hue at 50%.
Teinte fumée à 50%.

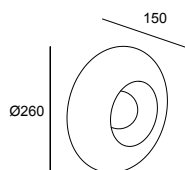
CLASSIC AND ORGANIC DESIGN

A hand-blown glass oval surrounds the light source creating a pleasant lighting effect. Trip Glass is a classic wall light with a timeless personality, available in two shades, amber and smoked.

DESIGN CLASSIQUE ET ORGANIQUE

Un ovale en verre soufflé de manière artisanale entoure la source de lumière en créant un agréable effet lumineux. Trip Glass est une applique classique avec une personnalité intemporelle, qui se présente en deux tonalités, ambre et fumé.

BODY MAT	DIF MAT	
AL	GLA	



E14 Max. L 90 mm - Ø 50 mm | W Max. 9

- 05 Black Noir
- 12 Fumé Fumé
- 15 Amber Ambré

Structure	Body
05 ●	12 ●
05 ●	15 ●

Code

05-8358-05-12
05-8358-05-15

Colours shown are approximate and may not reflect shades precisely due to possible changes linked to different materials and finishes, as well as lighting and printing factors.

Les couleurs affichées sont approximatives et peuvent ne pas refléter fidèlement les tonalités, en raison des variations possibles liées aux différents types de matériaux et de finitions, ainsi qu'aux facteurs d'éclairage et d'impression.

Francesc Vilaró, 2016

Invisible

Pendants p. 140, Wall fixtures p. 320,
Table lamps p. 396,
Floor lamps p. 450
Suspensions p. 140, Appliques p. 320,
Lampes de table p. 396,
Lampadaires p. 450

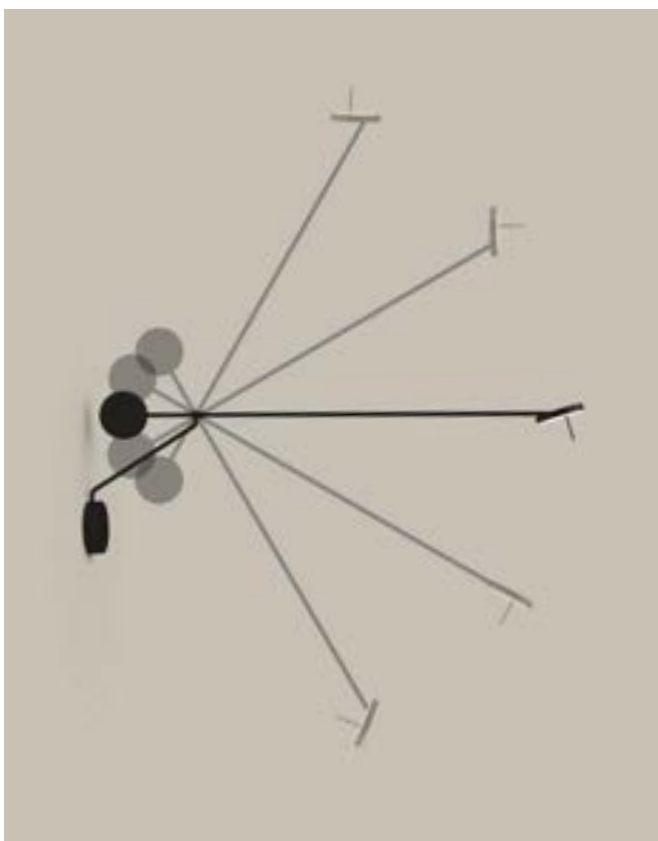


+ Invisible



Winner of the German Design Award in 2016.
Lauréat du German Design Award en 2016.





The rotating head means the light can be directed.
La rotation de la tête permet de diriger la lumière.

Light movement

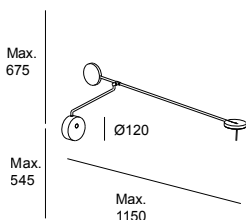
Invisible is synonymous with freedom of movement, both of the axes of its structure and of the head, which allows users to direct the light beam as needed without altering the compositional richness of the environment. The wall light version is the perfect solution for spaces that require a directed and controlled light point.

Légèreté de mouvement

Invisible est synonyme de liberté de mouvement, tant des axes de sa structure que de la tête, permettant de diriger le faisceau lumineux là où il est nécessaire sans altérer la richesse de composition du décor. Dans sa version applique, c'est une solution idéale pour des espaces qui ont besoin d'un point de lumière orienté et contrôlé.

Invisible Wall Fixture

BODY MAT ST,AL	DIF MAT PMMA		50000h L80 B20	3 MacAdam			
-------------------	-----------------	--	-------------------	--------------	--	--	--



LED | CRI 90 | W Total 10.5

● 05 Black Noir

	K	Real Lm	Structure	Code
TOUCH DIMMING 100-240V	2700 3000	534 550	05 ● 05 ●	05-7385-05-05 05-5693-05-05



+ Attic

Attic



Elegant sobriety

Attic is an essential luminaire with great attention to detail. The light shade, available in a conical or cylindrical shape, has side openings that give it a touch of distinction and elegance. With three finishes to choose from, it's an ideal option for settings in which a prominent light fitting is sought.

Sobriété élégante

Attic est un essentiel travaillé dans le moindre détail. L'abat-jour, pouvant être de forme conique ou cylindrique, présente des ouvertures latérales qui lui apportent une touche supplémentaire de distinction et d'élégance. Avec un choix de trois finitions, c'est une option idéale pour les environnements où les pièces d'éclairage jouent un rôle prépondérant.



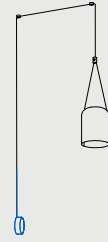
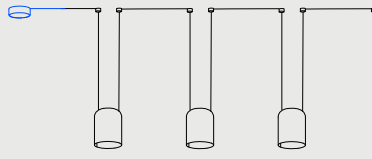
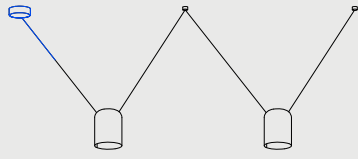
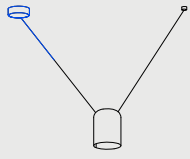
Installation
Installation

PENDANT
SUSPENSION

WALL FIXTURE
APPLIQUE

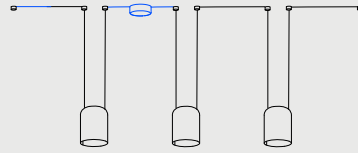
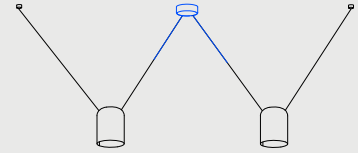
Individual lateral
Individuel latérale

Multiple lateral
Multiple latérale



Individual central
Individuel centrale

Multiple central
Multiple centrale

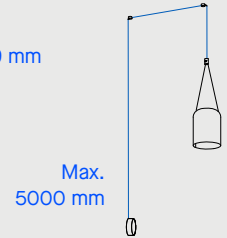
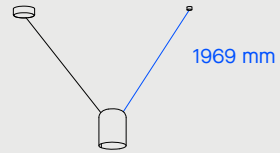
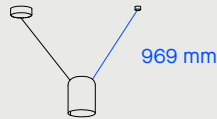
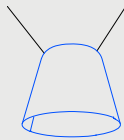
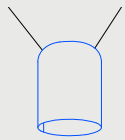


Screen
Abat-jour

Cable Length
Longueur de câble

CILINDRICAL
CYLINDRIQUE

CONICAL
CONIQUE



* Cable Length for single centered installation.

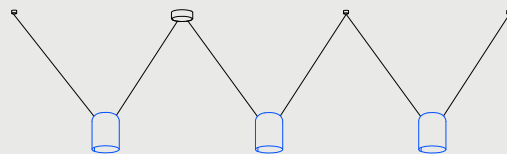
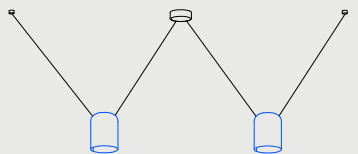
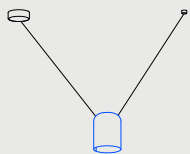
* Longueur de câble pour une installation individuel centrale.

Standard combinations
Combinaisons standard

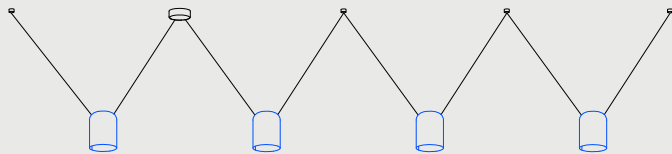
1 BODY
1 CORPS

2 BODIES
2 CORPS

3 BODIES
3 CORPS



4 BODIES
4 CORPS



Finishes
Finitions

BLACK
NOIR


05

WHITE
BLANC

14

GOLD
OR

EF



Configure your luminaire
Configurez votre luminaire



05-05



05-14



05-DL



05-05

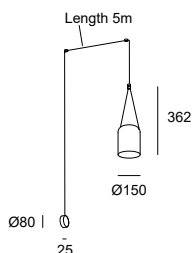


05-14



05-DL

Attic Rectangular Shape



E27 | W Max. 15

- 14 White Blanc
- 05 Black Noir
- DL* Gold Or

Structure

Exterior Screen

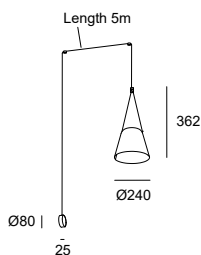
Code

- 05 ●
- 05 ●
- 05 ●

- 05 ●
- 14 ○
- DL ●*

- 05-7388-05-05**
- 05-7388-05-14**
- 05-7388-05-DL**

Attic Conic Shape



E27 | W Max. 15

- 14 White Blanc
- 05 Black Noir
- DL* Gold Or

Structure

Exterior Screen

Code

- 05 ●
- 05 ●
- 05 ●

- 05 ●
- 14 ○
- DL ●*

- 05-7389-05-05**
- 05-7389-05-14**
- 05-7389-05-DL**

Smart Compatible accs.
Acc. Smart Compatible

E27 RGBW Wi-Fi light bulb Light For Life

71-8219-00-00

*Please contact our sales team for conditions and delivery times.

*Consultez notre équipe commerciale pour connaître les conditions et les délais de livraison.



+ Super Attic

Super Attic

**Presence and personality**

Super Attic effortlessly takes over any space it occupies. Its large conical light shade emits a light beam with a powerful presence, bringing personality to the room.

Présence et personnalité

Super Attic joue les premiers rôles dans le décor sans complexe. Son abat-jour conique de grandes dimensions émet un faisceau de lumière avec une présence remarquée, conférant de la personnalité à l'espace.



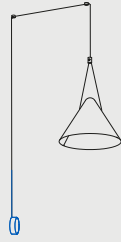
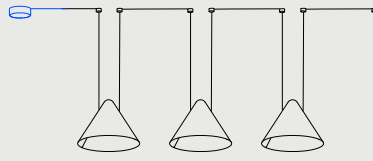
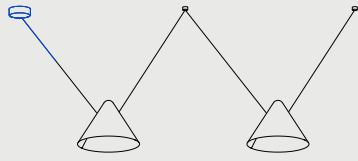
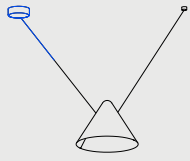
Installation
Installation

PENDANT
SUSPENSION

WALL FIXTURE
APPLIQUE

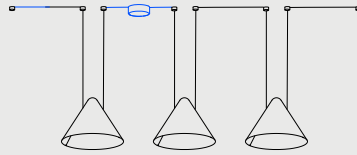
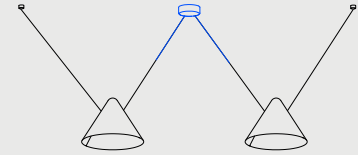
Individual lateral
Individuel latérale

Multiple lateral
Multiple latérale



Individual central
Individuel centrale

Multiple central
Multiple centrale

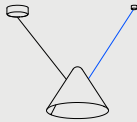


Cable Length

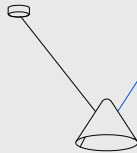
Longueur de câble



Max.
2600 mm *



969 mm



1969 mm



Max.
5000 mm

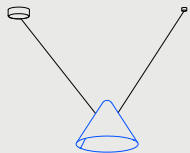
* Cable Length for single centered installation.

* Longueur de câble pour une installation individuel centrale.

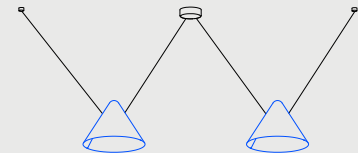
Standard combinations

Combinaisons standard

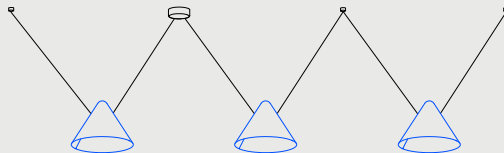
1 BODY
1 CORPS



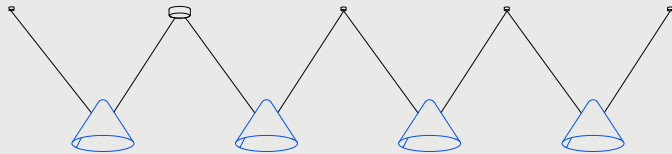
2 BODIES
2 CORPS



3 BODIES
3 CORPS



4 BODIES
4 CORPS



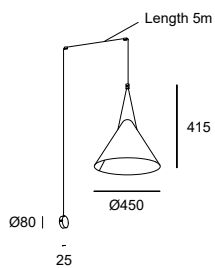
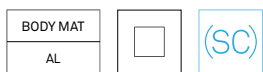
Finishes

Finitions

BLACK 05
NOIR



Configure your luminaire
Configurez votre luminaire



E27 | W Max. 15

● 05 Black Noir

Structure Exterior Screen

Code

05 ● 05 ●

05-8348-05-05

Smart Compatible accs. / Acc. Smart Compatible

E27 RGBW Wi-Fi light bulb Light For Life

71-8219-00-00

Luca Turrini, 2019

Ely



Versatile light

Luca Turrini's minimalist design reinterprets the classic wall light to provide a more architectural, versatile solution that blends into the environment. Its elliptical shape allows you to create different light effects with a smooth movement. Its combination of covers as optional accessories with different finishes and its recessed or surface-mounted version offer users a wide range of models.

Lumière polyvalente

Le design minimaliste de Luca Turrini réinterprète l'applique classique pour apporter une solution plus architecturale, polyvalente et intégrée à l'environnement. Sa forme elliptique permet, par un mouvement délicat, de créer différents effets de lumière. La combinaison de ses caches comme accessoires optionnels avec différentes finitions et sa version encastrée ou en saillie offrent une large gamme de modèles.





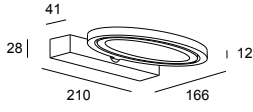
The light can be directed using the 360° rotation of its axis.
On dirige l'éclairage par rotation de ses axes à 360°.



Optional covers, in chrome and gold finishes.
Caches en option, avec finitions chrome et or.

Ely Surface

BODY MAT	DIF MAT		50000h	3			
ST.AL	PLABS		L80 B20	MacAdam	355°	355°	DIM



LED | K 3000 | CRI 90 | W Total 12.8 | Real Lm 668

- 14 White Blanc
- M1 Opal white Blanc opale

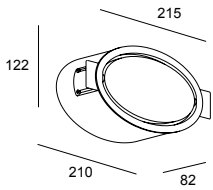
	Structure	Difussor	Code
ON-OFF 100-240V	14 <input type="radio"/>	M1 <input type="radio"/>	05-7562-14-M1

Not included / Non inclus

Optional chrome-plated layer Cache chromé en option	71-7564-21-21
Optional gold-plated layer Cache doré en option	71-7564-DO-DO

Ely Recessed

BODY MAT	DIF MAT		50000h	3		
ST.AL	PLABS		L80 B20	MacAdam	270°	DIM

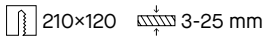


LED | K 3000 | CRI 90 | W Total 9.8 | Real Lm 485

- 14 White Blanc
- M1 Opal white Blanc opale

	Structure	Difussor	Code
ON-OFF 100-240V	14 <input type="radio"/>	M1 <input type="radio"/>	05-7564-14-M1

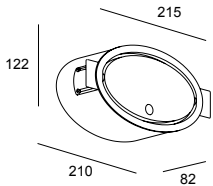
Not included / Non inclus



Optional chrome-plated layer Cache chromé en option	71-7564-21-21
Optional gold-plated layer Cache doré en option	71-7564-DO-DO

Ely Recessed With Touch

BODY MAT	DIF MAT		50000h	3			
ST.AL	PLABS		L80 B20	MacAdam	270°		DIM

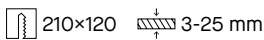


LED | K 3000 | CRI 80 | W Total 11 | Real Lm 485

- 14 White Blanc
- M1 Opal white Blanc opale

	Structure	Difussor	Code
TOUCH DIMMING 100-240V	14 <input type="radio"/>	M1 <input type="radio"/>	05-7563-14-M1

Not included / Non inclus



Optional chrome-plated layer Cache chromé en option	71-7563-21-21
Optional gold-plated layer Cache doré en option	71-7563-DO-DO

Alex & Manel Llusçà, 2019

Table lamps p. 398,
 Floor lamps p. 453
 Lampes de table p. 398,
 Lampadaires p. 453



+ Organic

Organic

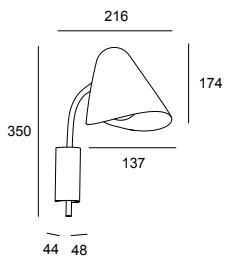
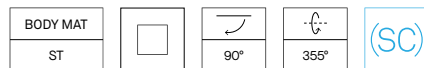


The soft and harmonious silhouette of this piece is inspired by the organic shapes of flowers and leaves. Its slightly curved lampshade, featuring a gold interior, subtly and naturally blends into the space.

Tout en douceur et harmonie, le profil de ce modèle s'inspire des formes organiques des fleurs et des feuilles. Légèrement incurvé et doté d'un intérieur doré, son abat-jour se fond dans le décor de façon subtile et naturelle.

Directable light thanks to the rotation of its axes.

Lumière orientable grâce à la rotation de ses axes.



E14 | W Max. 9

● 05 Black Noir

Structure

Code

05 ●

05-7582-05-05

Not included / Non inclus

Connection cable
 Câble de connexion

71-7660-00-00

Smart Compatible accs. / Acc. Smart Compatible

E14 TW Wi-Fi light bulb Light For Life


71-8221-00-00

Veneto

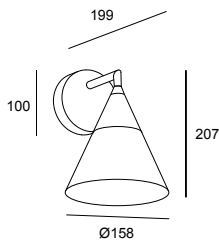


Classic and elegant
 Classique et élégante

Methacrylate diffuser.
 Diffuseur en méthacrylate.



BODY MAT	DIF MAT		50000h	2
ST.AL	PMMA		L80 B20	MacAdam



LED | K 2700 | CRI 80 | W Total 8.3 | Real Lm 452

DO Polished brass Laiton poli



Structure

Code

ON-OFF 100-240V

DO

05-7588-DO-DO

Bloom





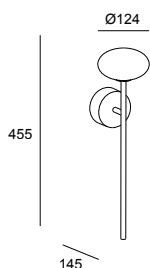
Relaxed design and simple shapes

Simplicity and functionality are often the best letter of recommendation. Bloom features a relaxed design with balanced shapes, allowing it to stand out in the space precisely because of the softness of its profile. Its technical features, including a certified IP44 rating, make it a suitable luminaire for bathrooms and partially outdoor areas exposed to a certain level of damp.

Design convivial et simplicité des formes

Simplicité et fonctionnalité constituent souvent la meilleure carte de visite. Bloom affiche un design convivial équilibré dans les formes, qui le mettent en valeur dans l'espace précisément grâce à la douceur de son profil. Doté de la certification IP44, son développement technique en fait un luminaire adapté aux salles de bains et aux espaces partiellement extérieurs qui présentent un certain degré d'humidité.

NEW	IP 44	BODY MAT ST	DIF MAT GLA		50000h L80 B20	2 MacAdam
-----	----------	----------------	----------------	--	-------------------	--------------



LED | K 2700 | CRI 90 | W Total 7.5 | Real Lm 262

- 05 Black Noir
- M1 Opal white Blanc opale



ON-OFF 100-277V

Structure

05 ●

Difussor


M1 ○

Code

05-A011-05-M1

Alex & Manel Llusçà, 2016

Drone



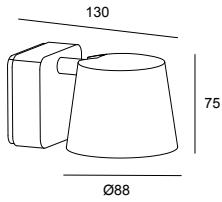
This small-size wall light comes with multiple options of combined finishes in the dual or single version.

Cette applique aux dimensions réduites présente de multiples options de finitions combinées dans sa version double ou simple.



Drone Single

BODY MAT	DIF MAT		50000h	2		
AL	AL		L80 B20	MacAdam		



LED | K 2700 | CRI 80 | W Total 8.6 | Real Lm 350

- 14 White Blanc
- 21 Chrome Chrome
- F5 Gold Or
- Cl Brown Marron
- 06 Copper Cuivre

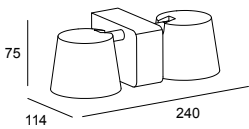


ON-OFF 100-277V

Structure	Interior Screen Code	
14	06	05-5306-14-06
14	21	05-5306-14-21
14	F5	05-5306-14-F5
Cl	06	05-5306-Cl-06
Cl	21	05-5306-Cl-21
Cl	F5	05-5306-Cl-F5

Drone Double

BODY MAT	DIF MAT		50000h	2		
AL	AL		L80 B20	MacAdam		



LED | K 2700 | CRI 80 | W Total 16.3 | Real Lm 613

- 14 White Blanc
- 21 Chrome Chrome
- F5 Gold Or
- Cl Brown Marron
- 06 Copper Cuivre



ON-OFF 100-277V

Structure	Interior Screen Code	
14	06	05-5307-14-06
14	21	05-5307-14-21
14	F5	05-5307-14-F5
Cl	06	05-5307-Cl-06
Cl	21	05-5307-Cl-21
Cl	F5	05-5307-Cl-F5

Vetro



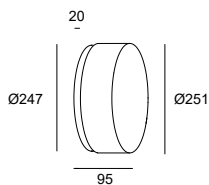
A classic with special double-thickness pressed glass.
Un classique en verre pressé spécial à double épaisseur.



IP	BODY MAT	DIF MAT		50000h	3
44	ST	GLA		L80 B20	MacAdam

LED | K 3000 | CRI 80 | W Total 22.4 | Real Lm 1240

- 14 White Blanc
- G5 Painted glass white interior
Verre peint blanc intérieur



	Body	Difussor	Code
ON-OFF 220-240V	14 <input type="radio"/>	G5 <input type="radio"/>	05-7387-14-G5

Siena Led

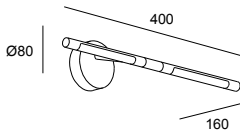


Classic and timeless
Classique et intemporel



Directable light point.
Point lumineux orientable.

BODY MAT	DIF MAT		50000h	3	
ST.AL	PC		L80 B20	MacAdam	355°



LED | K 3000 | CRI 90 | W Total 4.2 | Real Lm 207

- 05 Black Noir
- E4 Patina Patiné
- M1 Opal white Blanc opale



ON-OFF 100-240V

Structure	Difussor	Code
05 ●	M1 ○	05-8390-05-M1
E4 ●	M1 ○	05-8390-E4-M1

Nude



Modern design

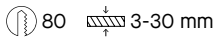
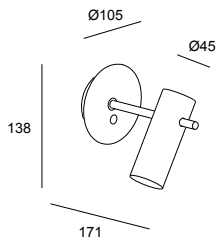
Nude's design showcases the simplicity of its shapes and the beauty of the bulb, which takes centre stage in this extensive collection. With different installation options and a range of finishes for the head, it's an ideal choice for lovers of pure-shape design.

Design contemporain

Le design de Nude est basé sur la simplicité des formes et sur la mise en valeur de la beauté de l'ampoule, qui occupe une place centrale dans cette vaste collection. Avec différentes options d'installation et de finitions de la tête, c'est une option idéale pour les amateurs de design aux formes pures.







BODY MAT			
AL		360°	(SC)

- 05 Black Noir
- DN Matte gold Or mat
- EM Stone grey Gris pierre

E27 120 mm Opal or Vintage Finishing / 95 mm Opal or Vintage Finishing | W Max. 15

Structure	Body	Code
05 ●	05 ●	05-8515-05-05
05 ●	DN ●	05-8515-05-DN
05 ●	EM ●	05-8515-05-EM

Dual, recessed or surface installation.
Dual, recessed or surface installation.

Smart Compatible accs. / Acc. Smart Compatible

E27 RGBW Wi-Fi light bulb Light For Life

71-8219-00-00

Josep Patsí, 2019

Room



Room is a customisable wall light, simply and elegantly shaped, providing warm and welcoming lighting.

Room est une applique personnalisable avec une forme simple et élégante qui procure une lumière chaude et accueillante.


31




78

31

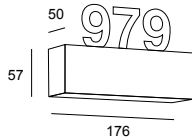
78

Room

BODY MAT	DIF MAT		50000h	3
AL	PMMA		L80 B20	MacAdam

-  14 White Blanc
-  60* Black Noir
-  81 Satin nickel Nickel satiné
-  DL* Gold Or





LED | K 3000 | CRI 80 | W Total 9.6 | Real Lm 583



Structure

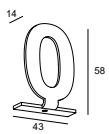
Code

ON-OFF 100-240V

- | | | |
|----|---|----------------------|
| 14 |  | 05-7370-14-14 |
| 81 |  | 05-7370-81-81 |
| 60 |  | 05-7370-60-60 |
| DL |  | 05-7370-DL-DL |

Accessories not included but required

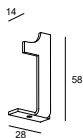
Accessoires Communs non inclus et nécessaires



- | | | |
|-----|---|----------------------|
| 14 |  | 71-7370-14-14 |
| 60* |  | 71-7370-60-60 |
| 81 |  | 71-7370-81-81 |
| DL* |  | 71-7370-DL-DL |



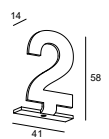
- | | | |
|-----|---|----------------------|
| 14 |  | 71-7375-14-14 |
| 60* |  | 71-7375-60-60 |
| 81 |  | 71-7375-81-81 |
| DL* |  | 71-7375-DL-DL |



- | | | |
|-----|---|----------------------|
| 14 |  | 71-7371-14-14 |
| 60* |  | 71-7371-60-60 |
| 81 |  | 71-7371-81-81 |
| DL* |  | 71-7371-DL-DL |



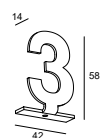
- | | | |
|-----|---|----------------------|
| 14 |  | 71-7376-14-14 |
| 60* |  | 71-7376-60-60 |
| 81 |  | 71-7376-81-81 |
| DL* |  | 71-7376-DL-DL |



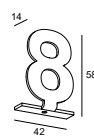
- | | | |
|-----|---|----------------------|
| 14 |  | 71-7372-14-14 |
| 60* |  | 71-7372-60-60 |
| 81 |  | 71-7372-81-81 |
| DL* |  | 71-7372-DL-DL |



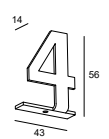
- | | | |
|-----|---|----------------------|
| 14 |  | 71-7377-14-14 |
| 60* |  | 71-7377-60-60 |
| 81 |  | 71-7377-81-81 |
| DL* |  | 71-7377-DL-DL |



- | | | |
|-----|---|----------------------|
| 14 |  | 71-7373-14-14 |
| 60* |  | 71-7373-60-60 |
| 81 |  | 71-7373-81-81 |
| DL* |  | 71-7373-DL-DL |



- | | | |
|-----|---|----------------------|
| 14 |  | 71-7378-14-14 |
| 60* |  | 71-7378-60-60 |
| 81 |  | 71-7378-81-81 |
| DL* |  | 71-7378-DL-DL |



- | | | |
|-----|---|----------------------|
| 14 |  | 71-7374-14-14 |
| 60* |  | 71-7374-60-60 |
| 81 |  | 71-7374-81-81 |
| DL* |  | 71-7374-DL-DL |




- | | | |
|-----|---|----------------------|
| 14 |  | 71-7379-14-14 |
| 60* |  | 71-7379-60-60 |
| 81 |  | 71-7379-81-81 |
| DL* |  | 71-7379-DL-DL |

*Please contact us before the delivery of the wall light with the assembled accessories.

*Consultez notre équipe commerciale pour la livraison de l'applique avec les accessoires assemblés.

Josep Patsí, 2017

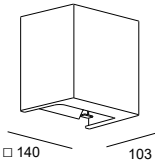
Prime



Its simple, easily adaptable design make this a basic, essential piece for any project. With double emission output, it stands out for the quality and strength of its light.

C'est un modèle de base nécessaire dans tout projet d'intérieur grâce à sa géométrie simple et à sa facilité d'intégration dans n'importe quel espace. Il se distingue par la qualité et la puissance de la lumière, avec une double émission d'éclairage.

BODY MAT		50000h	3
AL		L80 B20	MacAdam



LED | K 3000 | CRI 80 | W Total 40 | Real Lm 2007

BW White Blanc



Structure

Code

PHASE CUT

220-240V

BW

05-5956-BW-BW

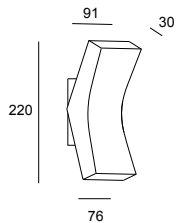
Bend



With forceful straight lines, this front-facing wall lamp is focused in the centre and expands outwards to increase the dimensions of the two windows at the sides. The inclination of these windows controls the distribution of the light halo to give it a strong personality.

Aux formes linéaires et contondantes, cette applique frontale se tient au centre et s'élargit vers les limites pour augmenter la taille des deux fenêtres situées aux extrémités. L'inclinaison de celles-ci oriente la diffusion du halo lumineux en lui donnant une forte personnalité.

BODY MAT	DIF MAT		50000h	2
AL	PMMA		L80 B20	MacAdam



LED | K 3000 | CRI 80 | W Total 10 | Real Lm 239

- AH Silver Argent
- M1 Opal white Blanc opale



	Structure	Difussor	Code
ON-OFF 100-240V	AH ●	M1 ○	05-4394-AH-M1

Kub

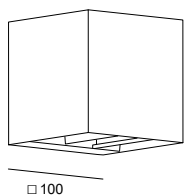


Modular light with multiple effects

Simple and playful, Kub includes an accessory that allows the light to be adjusted, creating a fun game of effects in the two directions of its light source, upper and lower.

Lumière modulaire à effets multiples

Simple et ludique, Kub intègre un accessoire qui permet de moduler la lumière, créant un jeu d'effets amusant dans les deux directions de son émission lumineuse, vers le haut et vers le bas.



BODY MAT		50000h	3
AL		L80 B20	MacAdam

LED | K 3000 | CRI 80 | W Total 5.7 | Real Lm 271



ON-OFF 100-240V

- 14 White Blanc
- 60* Black Noir
- 34 Grey Gris
- DL* Gold Or

Structure Code

14	○	05-3220-14-14
34	●	05-3220-34-34
60	●*	05-3220-60-60
DL	●*	05-3220-DL-DL

*Please contact our sales team for conditions and delivery times.

*Consultez notre équipe commerciale pour connaître les conditions et les délais de livraison.

Josep Patsí, 2019

Fino



Perfect architectural integration

Elegance, technicality and sophistication with a design that is structured in straight lines and perfect angles.

Parfaite intégration architecturale

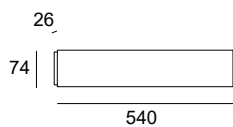
Élégance, technicité et sophistication alliées à un design qui repose sur des lignes droites et des angles parfaits.



Double light source.
Double émission lumineuse.

Fino 540mm

BODY MAT	DIF MAT	50000h	3
AL	PMMA	L80 B20	MacAdam



LED | K 2700 | CRI 80 | W Total 13.2 | Real Lm 452

- 14 White Blanc
- 60* Black Noir
- DL* Gold Or



Structure Code

ON-OFF 100-240V

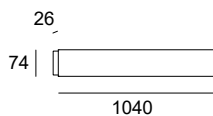
- 14 ○ **05-7573-14-14**
- 60 ●* **05-7573-60-60**
- DL ●* **05-7573-DL-DL**

1-10V 220-240V

- 14 ○ **05-7574-14-14**
- 60 ●* **05-7574-60-60**
- DL ●* **05-7574-DL-DL**

Fino 1040mm

BODY MAT	DIF MAT		50000h	3
AL	PMMA		L80 B20	MacAdam



LED | K 2700 | CRI 80 | W Total 24.6 | Real Lm 905

- 14 White Blanc
- 60* Black Noir
- DL* Gold Or



Structure Code

ON-OFF 220-240V

- 14 ○ **05-7575-14-14**
- 60 ●* **05-7575-60-60**
- DL ●* **05-7575-DL-DL**

1-10V 220-240V



- 14 ○ **05-7576-14-14**
- 60 ●* **05-7576-60-60**
- DL ●* **05-7576-DL-DL**

*Please contact our sales team for conditions and delivery times.

*Consultez notre équipe commerciale pour connaître les conditions et les délais de livraison.

Gemma Bernal, 2017

Duna



Warm and timeless

Available with an integrated Smart system, Duna discreetly and elegantly adapts to the space and is designed to offer an easy response to specific control and connectivity needs.

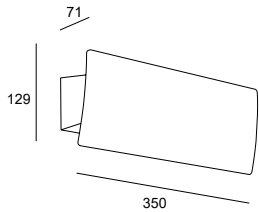
Chaleureux et intemporel

Disponible avec système Smart intégré, Duna s'adapte à l'espace en toute discrétion et élégance. C'est une option idéale pour répondre facilement à des besoins de contrôle et de connectivité spécifiques.

BODY MAT	DIF MAT		50000h	3
AL	PMMA		L80 B20	MacAdam

- 14 White Blanc
- 60* Black Noir
- DL* Gold Or
- M1 Opal white Blanc opale

LED | K 3000 | CRI 80 | W Total 34 | Real Lm 2339



	Structure	Difussor	Code
ON-OFF 100-240V	14 <input type="radio"/>	M1 <input type="radio"/>	05-5964-14-M1
	60 <input checked="" type="radio"/> *	M1 <input type="radio"/>	05-5964-60-M1
	DL <input checked="" type="radio"/> *	M1 <input type="radio"/>	05-5964-DL-M1
PHASE CUT 220-240V	14 <input type="radio"/>	M1 <input type="radio"/>	05-5965-14-M1
	60 <input checked="" type="radio"/> *	M1 <input type="radio"/>	05-5965-60-M1
	DL <input checked="" type="radio"/> *	M1 <input type="radio"/>	05-5965-DL-M1
Light For Life 100-240V	14 <input type="radio"/>	M1 <input type="radio"/>	05-A000-14-M1
	60 <input checked="" type="radio"/> *	M1 <input type="radio"/>	05-A000-60-M1
	DL <input checked="" type="radio"/> *	M1 <input type="radio"/>	05-A000-DL-M1
CASAMBI 220-240V	14 <input type="radio"/>	M1 <input type="radio"/>	05-A001-14-M1
	60 <input checked="" type="radio"/> *	M1 <input type="radio"/>	05-A001-60-M1
	DL <input checked="" type="radio"/> *	M1 <input type="radio"/>	05-A001-DL-M1

*Please contact our sales team for conditions and delivery times.

*Consultez notre équipe commerciale pour connaître les conditions et les délais de livraison.

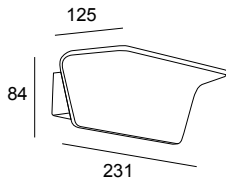
Neu



Simple and functional
Simple et fonctionnel

Neu Rectangular

BODY MAT	50000h	3
AL	L80 B20	MacAdam



LED | K 3000 | CRI 93 | W Total 29 | Real Lm 2342

14 White Blanc



Structure

Code

ON-OFF 220-240V

14

05-A006-14-14

PHASE CUT 220-240V 

14

05-6069-14-14

Smart Compatible accs. / Acc. Smart Compatible

Trailing edge dimmer Casambi

71-5959-00-00

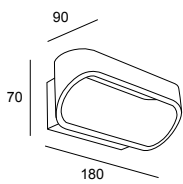
Oval



Less is more.
Moins, c'est plus.

Oval 180mm

BODY MAT		50000h	3
ST,AL		L80 B20	MacAdam



LED | K 3000 | CRI 90 | W Total 6.1 | Real Lm 340

14 White Blanc



Exterior Screen Interior Screen Code

ON-OFF 100-240V

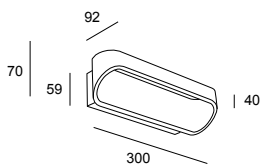
14

14

05-0070-14-14

Oval 300mm

BODY MAT		50000h	3
AL		L80 B20	MacAdam



LED | K 3000 | CRI 90 | W Total 11.2 | Real Lm 877

14 White Blanc

S2 Satin aluminium Aluminium satiné



Exterior Screen Interior Screen Code

PHASE CUT 220-240V

14
S2

14
14

05-2019-14-14

05-2019-S2-14

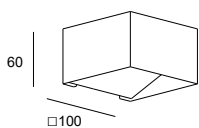
Jet



Accessory included to create a specific light effect.
 Accessoire fourni pour obtenir un effet lumineux particulier.

Jet Rectangular

BODY MAT		50000h	3
AL		L80 B20	MacAdam



LED | K 3000 | CRI 90 | W Total 6.5 | Real Lm 337

14 White Blanc



Structure

Code

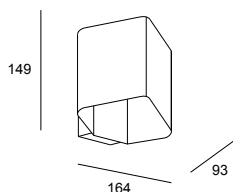
ON-OFF 100-240V

14

05-0071-14-14

Jet Square

BODY MAT		50000h	3
AL		L80 B20	MacAdam



LED | K 3000 | CRI 90 | W Total 9.7 | Real Lm 457

14 White Blanc



Structure

Code

ON-OFF 100-240V

14

05-3980-14-14

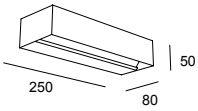
Lia Led



Essential wall light available in two sizes with a double light source.
 Applique essentielle en deux tailles à double émission.

Lia LED 250mm

BODY MAT	DIF MAT		50000h	3
ST	PC		L80 B20	MacAdam



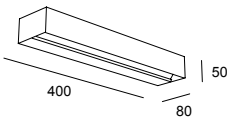
LED | K 3000 | CRI 80 | W Total 8.8 | Real Lm 544

- 14 White Blanc
- 81 Satin nickel Nickel satiné

	Structure	Code
ON-OFF 100-240V	14 <input type="radio"/>	05-2703-14-14
	81 <input checked="" type="radio"/>	05-2703-81-81

Lia LED 400mm

BODY MAT	DIF MAT		50000h	3
ST	PC		L80 B20	MacAdam



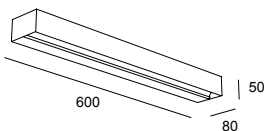
LED | K 3000 | CRI 80 | W Total 16.7 | Real Lm 1019

- 14 White Blanc
- 81 Satin nickel Nickel satiné

	Structure	Code
ON-OFF 100-240V	14 <input type="radio"/>	05-2704-14-14
	81 <input checked="" type="radio"/>	05-2704-81-81

Lia LED 600mm

BODY MAT	DIF MAT		50000h	3
ST	PC		L80 B20	MacAdam



LED | K 3000 | CRI 80 | W Total 26.2 | Real Lm 1798

- 14 White Blanc
- 81 Satin nickel Nickel satiné

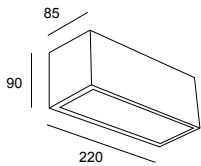
	Structure	Code
ON-OFF 100-240V	14 <input type="radio"/>	05-2705-14-14
	81 <input checked="" type="radio"/>	05-2705-81-81

Lia



Basic and functional
Basique et fonctionnel

IP	BODY MAT	DIF MAT		(SC)
44	AL	GLA		



E27 Max. L 160 mm - Ø 70 mm | W 4 × Max. 15

- 14 White Blanc
- B8 Satin glass Verre satiné

Structure Difussor

Code

14 B8

05-4401-14-B8

Smart Compatible accs. / Acc. Smart Compatible

E27 RGBW Wi-Fi light bulb Light For Life

71-8219-00-00

Ges

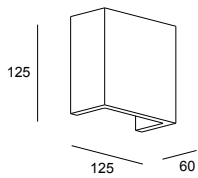


Ges represents the perfection of the circle in its simplest form. The circular light halo gives it an ethereal and warm effect at the same time.

Ges représente la perfection du cercle réduite à sa plus simple expression. Le faisceau lumineux circulaire lui confère un effet à la fois aérien et chaleureux.

Ges Rectangular 125mm

BODY MAT		50000h	3
PLSTER		L80 B20	MacAdam



LED | K 3000 | CRI 80 | W Total 5.2 | Real Lm 93

14 White Blanc



Structure

Code

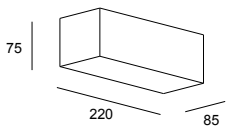
ON-OFF 100-240V

14

05-1798-14-14

Ges Rectangular 220mm

BODY MAT	
PLSTER	



E14 | W Max. 9

14 White Blanc

Structure

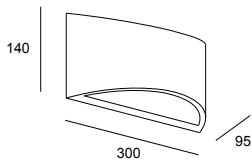
Code

14

05-1793-14-14

Ges Oval

BODY MAT	
PLSTER	



E14 | W Max. 9

14 White Blanc

Structure

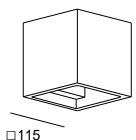
Code

14

05-1796-14-14

Ges Square

BODY MAT	
PLSTER	



G9 | W Max. 6

14 White Blanc

Structure

Code

14

05-1794-14-14

Ges Circular



The perfection of the circle

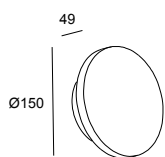
Ges represents the perfection of the circle in its simplest form. The circular light halo gives it an ethereal and warm effect at the same time.

La perfection du cercle

Ges représente la perfection du cercle réduite à sa plus simple expression. Le faisceau lumineux circulaire lui confère un effet à la fois aérien et chaleureux.

Ges Round ø150mm

BODY MAT	DIF MAT		50000h	3
ST,PLSTER	ACR		L80 B20	MacAdam



LED | K 3000 | CRI 80 | W Total 4 | Real Lm 386

○ 14 White Blanc



Structure

Code

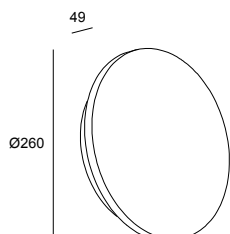
ON-OFF 100-277V

14 ○

05-7641-14-14

Ges Round ø260mm

BODY MAT	DIF MAT		50000h	3
ST,PLSTER	ACR		L80 B20	MacAdam



LED | K 3000 | CRI 80 | W Total 9.1 | Real Lm 665

○ 14 White Blanc



Structure

Code

ON-OFF 100-240V

14 ○

05-7642-14-14

Francesc Vilaró, 2016

Invisible

Pendants p. 140, Wall fixtures p. 294,
Table lamps p. 396,
Floor lamps p. 450
Suspensions p. 140, Appliques p. 294,
Lampes de table p. 396,
Lampadaires p. 450



+ Invisible



Light movement

Invisible is synonymous with freedom of movement, both of the axes of its structure and of the head, which allows users to direct the light beam as needed without altering the compositional richness of the environment. The wall light version is the perfect solution for spaces that require a directed and controlled light point.

Légèreté de mouvement

Invisible est synonyme de liberté de mouvement, tant des axes de sa structure que de la tête, permettant de diriger le faisceau lumineux là où il est nécessaire sans altérer la richesse de composition du décor. Dans sa version applique, c'est une solution idéale pour des espaces qui ont besoin d'un point de lumière orienté et contrôlé.



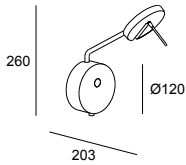


Winner of the German Design Award in 2016.
Lauréat du German Design Award en 2016.

The rotating head means the light can be directed.
La rotation de la tête permet de diriger la lumière.

Invisible Reader Small

BODY MAT	DIF MAT		50000h	3			
ST.AL	PMMA		L80 B20	MacAdam	360°		DIM



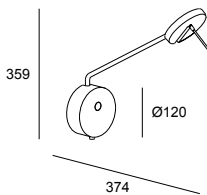
LED | CRI 90 | W Total 10.5

● 05 Black Noir

	K	Real Lm	Structure	Code
TOUCH DIMMING	2700	534	05 ●	05-7382-05-05
100-240V	3000	550	05 ●	05-7380-05-05

Invisible Reader Large

BODY MAT	DIF MAT		50000h	3			
ST.AL	PMMA		L80 B20	MacAdam	360°		DIM



LED | CRI 90 | W Total 10.5

● 05 Black Noir

	K	Real Lm	Structure	Code
TOUCH DIMMING	2700	534	05 ●	05-7383-05-05
100-240V	3000	550	05 ●	05-7381-05-05

E-lamp



USB port for charging electronic devices.
Port de charge USB d'appareils électroniques.



Option to add gold buttons in both finishes.
Option de boutons dorés dans les deux finitions.

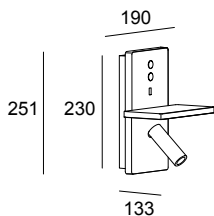
Multifunctional

E-lamp is a collection with a rational, simple design based on basic geometric shapes. This multifunctional family of luminaires seeks harmony and integration within the space. Focused on the mobile phone, every version has a USB port and the tabletop model has wireless charging technology.

Multifonctionnel

E-lamp est une collection au design rationnel et simple, fondé sur des formes géométriques élémentaires. Cette famille multifonctionnelle de luminaires recherche l'harmonie et l'intégration dans l'espace. Axé sur la téléphonie mobile, ce modèle est doté d'une connexion USB dans toutes ses variantes, ainsi que de la technologie Wireless Charging dans la version de bureau.

BODY MAT		50000h	3				
AL		L80 B20	MacAdam	180°	90°	x2	USB



LED | K 2700 | CRI 80 | W Total 12.3 | Real Lm 452

- 14 White Blanc
- 05 Black Noir
- DO Polished brass Laiton poli



ON-OFF 220-240V

Structure	Button	Code
05 ●	05 ●	05-7606-05-05
05 ●	DO ●	05-7606-05-DO
14 ○	14 ○	05-7606-14-14
14 ○	DO ●	05-7606-14-DO

Francesc Vilaró, 2021

E-lamp mini



Design and practicality

E-lamp Mini, which is compact in size, grants prominence to minimalist spaces in which technology and design come together naturally.

Design et fonctionnalité

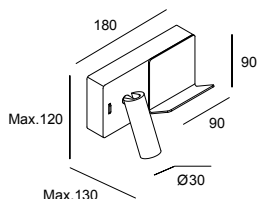
De taille compacte, E-lamp Mini fait la part belle aux espaces minimalistes où technologie et design se côtoient tout naturellement.



USB port for charging electronic devices.
Port de charge USB d'appareils électroniques.



Different installation options.
Différentes possibilités d'installation.



BODY MAT AL		50000h L80 B20	3 MacAdam	 180	 90°	 USB	
----------------	--	-------------------	--------------	---------	---------	---------	--

LED | K 2700 | CRI 90 | W Total 3.2 | Real Lm 137

- 14 White Blanc
- 05 Black Noir
- 81 Satin nickel Nickel satiné
- DN Matte gold Or mat
- EU Gloss White Blanc brillant
- EV Gloss Black Noir brillant



ON-OFF 100-240V

Structure	Body	Code
05 ●	81 ●	05-8329-05-81
05 ●	DN ●	05-8329-05-DN
05 ●	EV ●	05-8329-05-EV
14 ○	81 ●	05-8329-14-81
14 ○	DN ●	05-8329-14-DN
14 ○	EU ○	05-8329-14-EU

Chic



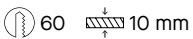
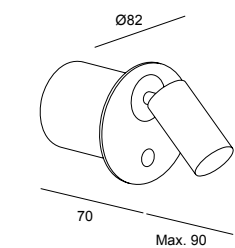


Quality in the simplest form

This compact reading wall light features advanced technical characteristics. Thanks to its development and the visual comfort it provides, Chic fulfils its function without scrimping on design and decorative flair.

Qualité réduite à sa plus simple expression

Applique de lecture de taille très compacte avec un composant technique élevé. Grâce à sa conception et au confort visuel obtenu, Chic remplit sa fonctionnalité sans renoncer au design et au facteur décoratif.



BODY MAT	DIF MAT		50000h	2			
AL	PMMA		L80 B20	MacAdam	90°	360°	

LED | K 2700 | CRI 90 | W Total 3.9 | Real Lm 200



TOUCH DIMMING 100-240V

- 14 White Blanc
- 05 Black Noir
- 81 Satin nickel Nickel satiné
- DN Matte gold Or mat

Structure Code

- 05 **05-8509-05-05**
- 14 **05-8509-14-14**
- 81 **05-8509-81-81**
- DN **05-8509-DN-DN**

Hall Slim





Modern profile

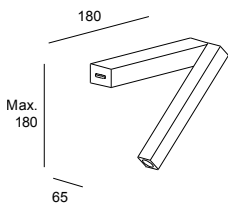
Hall Slim is a contemporary collection with a compact and rectilinear profile that comes in different finishes, with and without a light shade, to adapt to the interior design.

Profil contemporain

Hall Slim est une collection contemporaine au profil compact et rectiligne qui se décline en différentes finitions, avec et sans abat-jour, pour s'adapter au design de l'espace où elle se trouve.

Hall Reader

BODY MAT		50000h	3			
AL		L80 B20	MacAdam	355°	90°	



LED | K 2700 | CRI 90 | W Total 3.5 | Real Lm 150



ON-OFF 100-240V

- 14 White Blanc
- 05 Black Noir
- DN Matte gold Or mat

Structure

Code

05 <input checked="" type="radio"/>	05-8510-05-05
14 <input type="radio"/>	05-8510-14-14
DN <input type="radio"/>	05-8510-DN-DN

Josep Patsí, 2019

Wall fixtures p. 332 - 336,
Table lamps p. 402,
Floor lamps p. 452
Appliques p. 332 - 336,
Lampes de table p. 402,
Lampadaires p. 452



+ Gamma

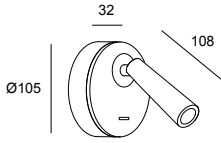
Gamma



It can be recessed or surface-mounted.
Installation possible en saillie ou encastrée.

Gamma Round

BODY MAT		50000h	3			
AL		L80 B20	MacAdam	180°	90°	



LED | K 2700 | CRI 90 | W Total 3.5 | Real Lm 137



Structure

- 14 White Blanc
- 05 Black Noir
- 81 Satin nickel Nickel satiné
- DN Matte gold Or mat

Code

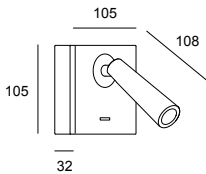
ON-OFF 100-277V

Structure	Code
05 <input checked="" type="radio"/>	05-6421-05-05
14 <input type="radio"/>	05-6421-14-14
81 <input type="radio"/>	05-6421-81-81
DN <input type="radio"/>	05-6421-DN-DN

Dual, recessed or surface installation.
Dual, recessed or surface installation.

Gamma Square

BODY MAT		50000h	3			
AL		L80 B20	MacAdam	90°	180°	



LED | K 2700 | CRI 90 | W Total 3.5 | Real Lm 137



Structure

- 14 White Blanc
- 05 Black Noir
- 81 Satin nickel Nickel satiné
- DN Matte gold Or mat

Code

ON-OFF 100-277V


Structure	Code
14 <input type="radio"/>	05-6420-05-05
05 <input checked="" type="radio"/>	05-6420-14-14
81 <input type="radio"/>	05-6420-81-81
DN <input type="radio"/>	05-6420-DN-DN

Dual, recessed or surface installation.
Dual, recessed or surface installation.

Josep Patsí, 2020

Wall fixtures p. 330 - 336, Table lamps p. 402,
 Floor lamps p. 452. Appliques p. 330 - 336,
 Lampes de table p. 402, Lampadaires p. 452

Gamma Mini

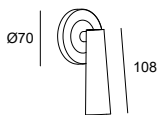


Directable light point.
 Point lumineux orientable.

BODY MAT		50000h	3		
AL		L80 B20	MacAdam	180°	90°

- 14 White Blanc
- 05 Black Noir
- 81 Satin nickel Nickel satiné
- DN Matte gold Or mat

LED | K 2700 | CRI 90 | W Total 3.6 | Real Lm 137



ON-OFF 100-240V

Structure Code

05	●	05-6428-05-05
14	○	05-6428-14-14
81	●	05-6428-81-81
DN	●	05-6428-DN-DN

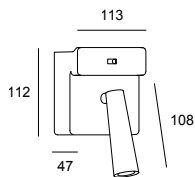
40 3-30 mm

Gamma USB



USB port for charging electronic devices.
 Port de charge USB d'appareils électroniques.

BODY MAT AL		50000h L80 B20	3 MacAdam	 180°	 90°		
----------------	--	-------------------	--------------	----------	---------	--	--



LED | K 2700 | CRI 90 | W Total 3.5 | Real Lm 123

- 14 White Blanc
- 05 Black Noir
- 81 Satin nickel Nickel satiné



ON-OFF 100-240V

Structure

Code


05 <input checked="" type="radio"/>	05-6424-05-05
14 <input type="radio"/>	05-6424-14-14
81 <input type="radio"/>	05-6424-81-81

Josep Patsí, 2021

Wall fixtures p. 330 - 336, Table lamps p. 402,
Floor lamps p. 452. Appliques p. 330 - 336,
Lampes de table p. 402, Lampadaires p. 452

Gamma SR





Model with USB device-charging port (05-8507).
 Modèle avec option de charge d'appareils via un port USB (05-8507).

Integration within the space

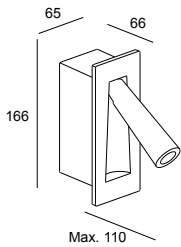
Gamma SR is the collection's super-recessed version, with an almost fully recessed reading lamp embedded within the head to facilitate its integration within the space.

Intégration dans l'espace

Gamma SR est la version Super Recessed de la collection, avec la liseuse pratiquement encastrée, très intégrée dans la tête de lit pour faciliter son intégration dans l'espace.

Gamma SR

BODY MAT		50000h	3			
ST,AL,PLABS		L80 B20	MacAdam	90°	180°	



LED | K 2700 | CRI 90 | W Total 3.2 | Real Lm 137

- 14 White Blanc
- 05 Black Noir
- 81 Satin nickel Nickel satiné
- DN Matte gold Or mat



Structure

Code

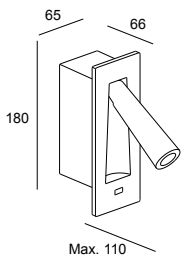
ON-OFF 100-277V

- 05 **05-8397-05-05**
- 14 **05-8397-14-14**
- 81 **05-8397-81-81**
- DN **05-8397-DN-DN**

148x60 3-30 mm

Gamma SR USB

BODY MAT		50000h	3				
AL		L80 B20	MacAdam	90°	180°		USB



LED | K 2700 | CRI 90 | W Total 3.2 | Real Lm 137

- 14 White Blanc
- 05 Black Noir
- 81 Satin nickel Nickel satiné
- DN Matte gold Or mat



Structure

Code

ON-OFF 100-240V

- 05 **05-8507-05-05**
- 14 **05-8507-14-14**
- 81 **05-8507-81-81**
- DN **05-8507-DN-DN**

150x60 3-30 mm

Josep Patsí, 2021

Wall fixtures p. 330 - 336, Table lamps p. 402,
Floor lamps p. 452. Appliques p. 330 - 336,
Lampes de table p. 402, Lampadaires p. 452

Gamma Extend





Elegance and precision

Gamma Extend upholds the collection's essence while presenting a precisely moulded silhouette with a perfect finish in every option available.

Élégance et précision

Conservant toute l'essence de la collection, Gamma Extend arbore une silhouette moulée avec précision et une finition parfaite dans toutes ses variantes.

BODY MAT AL		50000h L80 B20	3 MacAdam	 180°	 90°	
----------------	--	-------------------	--------------	----------	---------	--

14 White Blanc
 05 Black Noir
 81 Satin nickel Nickel satiné
 DN Matte gold Or mat

LED | K 2700 | CRI 90 | W Total 3.2 | Real Lm 137

Structure	Code
05 <input checked="" type="radio"/>	05-8339-05-05
14 <input type="radio"/>	05-8339-14-14
81 <input type="radio"/>	05-8339-81-81
DN <input type="radio"/>	05-8339-DN-DN

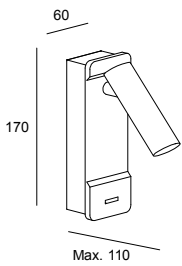
ON-OFF 100-277V

Lire



Classic reading light with integrated light switch.
Liseuse classique avec interrupteur d'allumage intégré.

BODY MAT		50000h	3			
AL		L80 B20	MacAdam	355°	0° a 90°	



LED | K 2700 | CRI 80 | W Total 3.5 | Real Lm 125

● 81 Satin nickel Nickel satiné



Structure

Code

ON-OFF 100-277V

81 ●

05-6024-81-81

3-35 mm

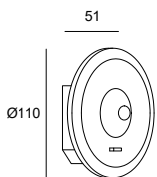
Radar



Efficacy in a minimal reading light point.
Efficacité en un point lumineux réduit à sa plus simple expression.



BODY MAT	DIF MAT		50000h	3		
AL	PMMA		L80 B20	MacAdam	360°	



LED | K 3000 | CRI 80 | W Total 4.5 | Real Lm 50

- 14 White Blanc
- 60 Black Noir



Structure

Code

PHASE CUT 220-240V

- 14
- 60

05-6488-14-14
05-6488-60-60

85 3-30 mm

Josep Patsí, 2020

Ceiling fixtures p. 260, Table lamps p. 405
Plafonniers p. 260, Lampes de table p. 405

Simply



Efficacy in the simplest form

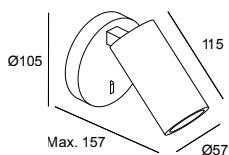
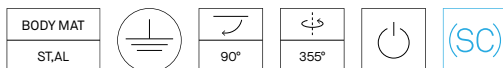
Simply offers maximum functionality alongside minimal expression. This series has been devised to stand the test of time and light up any room, whatever its style.

Efficacité réduite à sa plus simple expression

Simply est une collection qui offre un maximum de fonctionnalité avec un minimum d'expression. Cette série est conçue pour durer dans le temps et illuminer n'importe quelle pièce, quel que soit son style.



Directable light point.
Point lumineux orientable.



GU10 | W Max. 8

- 14 White Blanc
- 05 Black Noir

Structure

Code

- 05 ●
- 14 ○

05-7982-05-05
05-7982-14-14

Included / Inclus

Honeycomb panel
Panneau en nid d'abeille

Smart Compatible accs. / Acc. Smart Compatible

GU10 TW Wi-Fi light bulb Light For Life

71-8220-00-00

Stylus

Subtlety and harmony
 Subtilité et harmonie

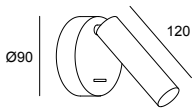


Stylus Switch

BODY MAT	DIF MAT		50000h	3			
AL	PC		L80 B20	MacAdam	0° a 90°	355°	

LED | K 3000 | CRI 90 | W Total 4.5 | Real Lm 276

- 14 White Blanc
- 05 Black Noir



Structure

Code

ON-OFF 100-240V

- 05 ●
- 14 ○

05-6193-05-05
 05-6193-14-14

Pipe



Style and character Style et caractère



05-23



14-05



DL-DL*

Standard combinations.
 Standard combinations.



05-05



14-14

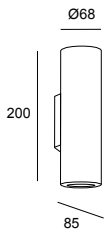


DL-DL*

Possibility of other combinations by rings not included.
 Possibilité d'autres combinaisons par anneaux non inclus.

Modelo estándar con acabado 14-05 combinado
 con aro blanco no incluido.

Modèle standard avec finition 14-05 combinée
 avec un anneau blanc non inclus.



GU10 x2 | W 2 x Max. 8

- 14 White Blanc
- 05* Black Noir
- DL* Gold Or

Structure	Ring	Code
14 ○	05 ●	05-2759-14-05
05 ●*	05 ●*	05-2759-05-05
DL ●*	DL ●*	05-2759-DL-DL

Not included / Non inclus

Gold ring Anneau doré	71-0073-DL-DL*
Black ring Anneau noir	71-0073-05-05
White ring Anneau blanc	71-0073-14-14

Smart Compatible accs. / Acc. Smart Compatible

GU10 TW Wi-Fi light bulb Light For Life	71-8220-00-00
---	---------------

*Please contact our sales team for conditions and delivery times.

*Consultez notre équipe commerciale pour connaître les conditions et les délais de livraison.

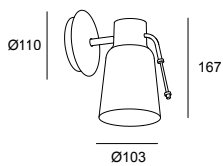
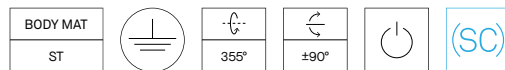
Alex & Manel Llusçà, 2015

Table lamps p. 399, Floor lamp p. 454
Lampes de table p. 399, Lampadaires p. 454

Funk



With its own personality, Funk's organic design is beautifully complemented by a braided textile detail on the pole. Doté d'une personnalité propre, Funk arbore un design organique complété par un détail en textile tressé qui recouvre la tige.



E27 | W Max. 15

- 23 Gold Or
- CI Brown Marron

Structure Interior Screen

Code

CI ● 23 ●

05-4755-CI-23

Smart Compatible accs. / Acc. Smart Compatible

E27 RGBW Wi-Fi light bulb Light For Life

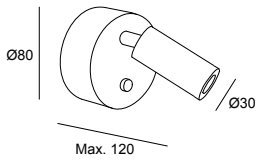
71-8219-00-00

Ivy



Directable light point.
Point lumineux orientable.

BODY MAT ST		50000h L80 B20	3 MacAdam	 0° a 90°	 355°	
----------------	--	-------------------	--------------	--------------	----------	--



LED | K 3000 | CRI 80 | W Total 3.5 | Real Lm 112

● 81 Satin nickel Nickel satiné



Structure

Code

ON-OFF 100-240V

81 ●

05-2706-81-81

Bed



Directable pole

With a round, rectangular or recessed box, Bed comes in different finishes to adapt to each project with the same flexibility as its adjustable pole.

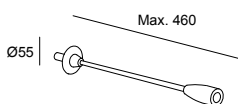
Bras flexible orientable

Doté d'un boîtier rond, rectangulaire ou encastré, Bed est proposé en différentes finitions pour s'adapter à chaque projet avec la même élasticité que celle de son bras flexible orientable.



Bed Lineal

BODY MAT		50000h	3
AL		L80 B20	MacAdam



LED | K 3000 | CRI 90 | W Total 3.5 | Real Lm 115

● 81 Satin nickel Nickel satiné



Structure

Code

ON-OFF 100-240V

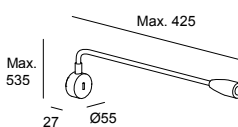
81 ●

05-8402-81-81

11 3-25 mm

Bed Round

BODY MAT		50000h	3	
AL		L80 B20	MacAdam	



LED | K 3000 | CRI 90 | W Total 3.5 | Real Lm 115

● 05 Black Noir
● 34 Grey Gris
● 81 Satin nickel Nickel satiné



Structure

Code

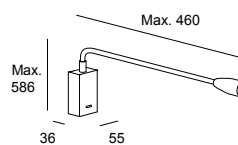
ON-OFF 100-277V

05 ●
34 ●
81 ●

05-2830-05-05
05-2830-34-34
05-2830-81-81

Bed Rectangular

BODY MAT		50000h	3	
AL		L80 B20	MacAdam	



LED | K 3000 | CRI 90 | W Total 3.5 | Real Lm 115

● 05 Black Noir
● 34 Grey Gris
● 81 Satin nickel Nickel satiné



Structure

Code

ON-OFF 100-277V

05 ●
34 ●
81 ●

05-2831-05-05
05-2831-34-34
05-2831-81-81

Josep Patsí, 2019

Link

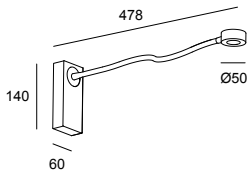


One model, two installation options.
Un seul modèle et deux options d'installation.

Touch dimming option on the head.
Option de gradation tactile sur la tête.

Link Surface

BODY MAT		50000h	3				
AL		L80 B20	MacAdam	±180°	±180°		DIM



LED | K 2700 | CRI 80 | W Total 4 | Real Lm 121

- 14 White Blanc
- 05 Black Noir



Structure

Code

TOUCH DIMMING 100-240V

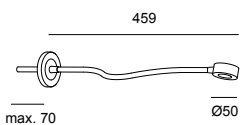
- 05 ●
- 14 ○

05-7366-05-05
05-7366-14-14

Dual, recessed or surface installation.
Dual, recessed or surface installation.

Link Recessed

BODY MAT		50000h	3				
AL		L80 B20	MacAdam	±180°	±180°		DIM



LED | K 2700 | CRI 80 | W Total 4 | Real Lm 121

- 14 White Blanc
- 05 Black Noir



Structure

Code

TOUCH DIMMING 100-240V

- 05 ●
- 14 ○

05-7367-05-05
05-7367-14-14

44 3-30 mm

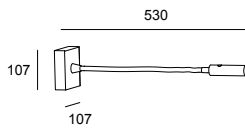
Tip



Maximum comfort and efficiency in a classic flexible wall light with a timeless design.
Maximum de confort et d'efficacité dans une applique flexo classique au design intemporel.



BODY MAT		50000h	3			
AL		L80 B20	MacAdam	±180°	±180°	



LED | K 3000 | CRI 80 | W Total 4.2 | Real Lm 175

- 81 Satin nickel Nickel satiné
- DN Matte gold Or mat



Structure

Code

ON-OFF 100-240V

- DN
- 81

05-5296-81-81
05-5296-DN-DN

Dual, recessed or surface installation.
Dual, recessed or surface installation.

Hall Slim Screen



Modern profile

Hall Slim is a contemporary collection with a compact and rectilinear profile that comes in different finishes, with and without a light shade, to adapt to the interior design.

Profil contemporain

Hall Slim est une collection contemporaine au profil compact et rectiligne qui se décline en différentes finitions, avec et sans abat-jour, pour s'adapter au design de l'espace où elle se trouve.



Directable reading light.
Liseuse orientable.

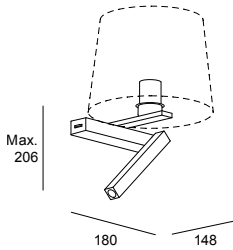


Different lampshade colours available.
Différentes couleurs d'écran disponibles.



Hall Reader with Screen Right

BODY MAT AL		50000h L80 B20	3 MacAdam	 355°	 90°		
----------------	--	-------------------	--------------	----------	---------	--	--



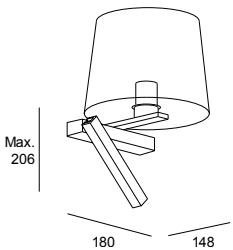
LED+E27 | K 2700 | CRI 90 | Real Lm 150

- 14 White Blanc
- 05 Black Noir
- DN Matte gold Or mat

		W Total	Structure	Code
ON-OFF 100-240V	LED	2.2	05 ●	05-8511-05-82
	E27	15		
	LED	2.2	14 ○	05-8511-14-82
	E27	15		
	LED	2.2	DN ●	05-8511-DN-82
	E27	15		

Hall Reader with Screen Left

BODY MAT AL		50000h L80 B20	3 MacAdam	 90°	 355°		
----------------	--	-------------------	--------------	---------	----------	--	--



LED+E27 | K 2700 | CRI 90 | Real Lm 150

- 14 White Blanc
- 05 Black Noir
- DN Matte gold Or mat

		W Total	Structure	Code
ON-OFF 100-240V	LED	2.2	05 ●	05-8512-05-82
	E27	15		
	LED	2.2	14 ○	05-8512-14-82
	E27	15		
	LED	2.2	DN ●	05-8512-DN-82
	E27	15		

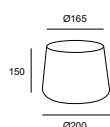
Smart Compatible accs.
Acc. Smart Compatible

E27 RGBW Wi-Fi light bulb Light For Life

71-8219-00-00

Accessories not included but required

Accessoires Communs non inclus et nécessaires



- 14 ○
- BY ●

71-8510-14-M1

71-8510-BY-M1

Alex & Manel Lluscà, 2020

Screen

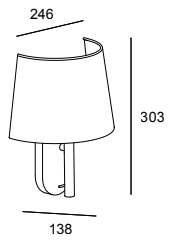


Comes with or without USB port for charging electronic devices.
 Option avec ou sans port USB pour la recharge de dispositifs électroniques.



Screen

BODY MAT AL	DIF MAT TEX		50000h L80 B20	3 MacAdam	 355°	 90°	
----------------	----------------	--	-------------------	--------------	----------	---------	--



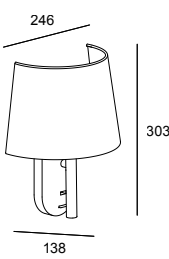
LED+E27 | K 2700 | CRI 80 | Real Lm 106

- 81 Satin nickel Nickel satiné
- EL White perforated fabric Tissu blanc perforé

		W Total	Structure	Difussor	Code
ON-OFF 100-277V	LED E27	2.2 15	81 ●	EL ●	05-7976-81-EL

Screen USB

BODY MAT AL	DIF MAT TEX		50000h L80 B20	3 MacAdam	 355°	 90°		 USB
----------------	----------------	--	-------------------	--------------	----------	---------	--	---------



LED+E27 | K 2700 | CRI 80 | Real Lm 106

- 81 Satin nickel Nickel satiné
- EL White perforated fabric Tissu blanc perforé

		W Total	Structure	Difussor	Code
ON-OFF 100-240V	LED E27	2.2 15	81 ●	EL ●	05-7975-81-EL

Clip





The LED reading lamp has a wide rotation angle for added comfort.

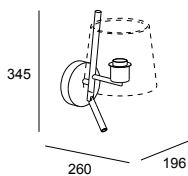
Le lecteur LED permet une rotation très large pour plus de confort.

Style and purity

Style and comfort combine in the Clip luminaire, which comes with a family of wall, table and floor lamps. With the choice of a white or black light shade, the Clip wall light has its own personality thanks to the continuation of its profile and a special built-in invisible hinge.

Style et pureté

Le style et le confort se rejoignent dans Clip, qui est disponible en version applique, lampe à poser et lampadaire. Avec un abat-jour blanc ou noir à choisir, cette applique a une personnalité propre grâce à la continuité de son profil et à une rotule spéciale invisible intégrée à sa structure.



BODY MAT ST		50000h L80 B20	3 MacAdam				
----------------	--	-------------------	--------------	--	--	--	--

LED+E27 | K 2700 | CRI 90 | Real Lm 53

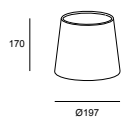
● 05 Black Noir

	W Total	Structure	Code
ON-OFF 100-277V LED E27	2.2 15	05 ●	05-8540-05-82

Smart Compatible accs. / Acc. Smart Compatible

E27 RGBW Wi-Fi light bulb Light For Life	71-8219-00-00
--	---------------

Accessories not included but required / Accessoires non inclus et nécessaires



14 ○

PAN-232-14

05 ●

PAN-232-05

Nahrang Studio, 2022

Table lamps p. 418,
 Floor lamps p. 464
 Lampes de table p. 418,
 Lampadaires p. 464



+ Metrica

Metrica



A classic with multiple options

The versatility in a shaded wall light is highly appreciated. Metrica is available with or without a reading light point and the option of choosing between standard and lamp.

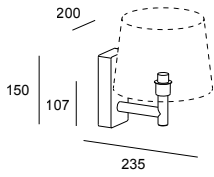
Un classique aux nombreuses options

Dans une applique à abat-jour, la polyvalence est un atout très apprécié. Metrica est proposé avec ou sans liseuse, en option Standard ou Flexo au choix.



Metrica Shade

BODY MAT	DIF MAT			
ST,AL	TEX			



E27 | W Total Max. 15

- 05 Black Noir
- 81 Satin nickel Nickel satiné

Structure

Code

- 05 ●
- 81 ●

05-8399-05-82
05-8399-81-82

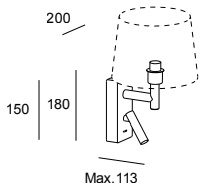
Smart Compatible accs. / Acc. Smart Compatible

E27 RGBW Wi-Fi light bulb Light For Life

71-8219-00-00

Metrica Shade Reader

BODY MAT	DIF MAT		50000h	3			
ST,AL	TEX		L80 B20	MacAdam			



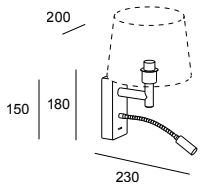
LED+E27 | K 2700 | CRI 90 | Real Lm 137

- 05 Black Noir
- 81 Satin nickel Nickel satiné

		W Total	Structure	Code
ON-OFF 100-277V	LED	2.1	05 ●	05-8400-05-82
	E27	15		
	LED	2.1	81 ●	05-8400-81-82
	E27	15		

Metrica Extended

BODY MAT	DIF MAT		50000h	3			
ST,AL	TEX		L80 B20	MacAdam			

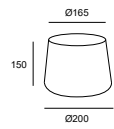


LED+E27 | K 2700 | CRI 90 | Real Lm 137

- 05 Black Noir
- 81 Satin nickel Nickel satiné

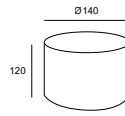
		W Total	Structure	Code
ON-OFF 100-277V	LED	2.1	05 ●	05-8401-05-82
	E27	15		
	LED	2.1	81 ●	05-8401-81-82
	E27	15		

**Ac. comuns não incluído e
requeridos**
Accessoires Communs non inclus et
nécessaires



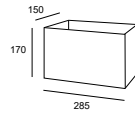
05 ●
14 ○
BY ●

PAN-157-05
PAN-157-14
PAN-157-BY



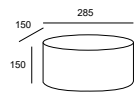
14 ○
BY ●

PAN-175-14
PAN-175-BY



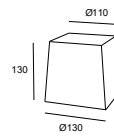
14 ○
BY ●

PAN-176-14
PAN-176-BY



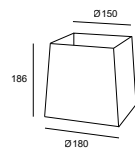
14 ○
BY ●

PAN-177-14
PAN-177-BY



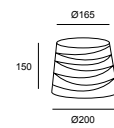
14 ○
BY ●

PAN-178-14
PAN-178-BY



14 ○
BY ●

PAN-179-14
PAN-179-BY



05 ●
14 ○

PAN-219-05
PAN-219-14

Big	P.390	H	P.392	Ilargi	P.384	Levels	P.378
------------	-------	----------	-------	---------------	-------	---------------	-------

(N)

Tubs	P.386	Woody	P.394
-------------	-------	--------------	-------

Table lamps with flexion

Lampes à poser avec liseuse

E-lamp	P.400	Elva	P.403	Funk	P.399	Gamma	P.402
---------------	-------	-------------	-------	-------------	-------	--------------	-------

Invisible	P.396	Nude	P.406	Organic	P.398	Queen	P.404
------------------	-------	-------------	-------	----------------	-------	--------------	-------

(E)

(E)

Simply	P.405
---------------	-------

(E)

Table lamps with shade

Lampes à poser avec abat-jour

Clip	P.416	Hall	P.414	Metrica	P.418	Premium	P.412
-------------	-------	-------------	-------	----------------	-------	----------------	-------

(E)

(E)

Portable table lamps


Lampes à poser portables

Cocktail	P.420	Portobello	P.426
-----------------	-------	-------------------	-------

(N)

Table lamps

Lampes de table



Nahtrang Studio, 2023

Levels

Pendants p. 088,
Ceiling fixtures p. 238,
Floor lamps, p. 434
Suspensions p. 088,
Plafonniers p. 238,
Lampadaires p. 434



+ Levels



Natural coexistence with the surroundings

Each space requires a specific language, defined by the personality of the setting. The various shapes and opacities of the Levels table lamp individual shade aim at a natural coexistence with its surroundings, blending into the space both with its finish and the lighting effect created by the transparency of its hand-blown glass.

Coexistence naturelle dans le décor

Chaque espace exige un langage concret, marqué par la personnalité du décor. Les différentes formes et opacités de l'abat-jour individuel de la lampe à poser Levels recherchent son intégration naturelle dans le décor, tant au niveau de la finition qu'au niveau de l'effet lumineux grâce à la transparence de son verre soufflé à main levée.





Glass with opacities of 30% in the small diffuser, 50% in the medium and 70% in the large diffuser.
All models are available in a green, smoked or amber finish.

Verres à 30 % d'opacité pour le petit diffuseur, 50 % pour le moyen et 70 % pour le grand.
Tous les modèles sont disponibles en finition verte, fumée ou ambre.

Possibility to change the colour temperature.

(2700K, 3000K or 4000K)

Possibilité de modifier la température de couleur.

(2700K, 3000K ou 4000K)

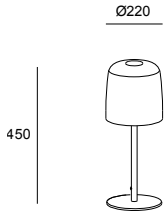






Levels 1 Body Ø220mm

	BODY MAT ST	DIF MAT GLA		50000h L80 B20	3 MacAdam	SWITCH CCT SW 2700-3000-4000	
--	----------------	----------------	--	-------------------	--------------	---------------------------------	--



- 05 Black Noir
- 08 Green Vert
- 12 Fumé Fumé
- 15 Amber Ambré

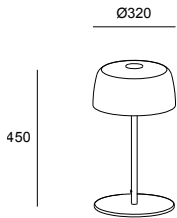
LED | K SW 2700-3000-4000 | CRI 90 | W Total 14.7 | Real Lm 971 | K SW 2700-3000-4000

	Structure	Difussor	Code
3 STEPS DIMMING 100-240V	05 ●	08 ●	10-A002-05-08
	05 ●	12 ●	10-A002-05-12
	05 ●	15 ●	10-A002-05-15

The indicated flux corresponds to the core temperature (3000K).
Le flux indiqué correspond à la température centrale (3 000 K).

Levels 1 Body Ø320mm

	BODY MAT ST	DIF MAT GLA		50000h L80 B20	3 MacAdam	SWITCH CCT SW 2700-3000-4000	
--	----------------	----------------	--	-------------------	--------------	---------------------------------	--



- 05 Black Noir
- 08 Green Vert
- 12 Fumé Fumé
- 15 Amber Ambré

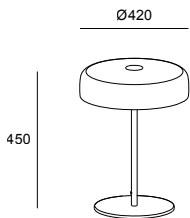
LED | K SW 2700-3000-4000 | CRI 90 | W Total 14.7 | Real Lm 971 | K SW 2700-3000-4000

	Structure	Difussor	Code
3 STEPS DIMMING 100-240V	05 ●	08 ●	10-A003-05-08
	05 ●	12 ●	10-A003-05-12
	05 ●	15 ●	10-A003-05-15

The indicated flux corresponds to the core temperature (3000K).
Le flux indiqué correspond à la température centrale (3 000 K).

Levels 1 Body Ø420mm

	BODY MAT ST	DIF MAT GLA		50000h L80 B20	3 MacAdam	SWITCH CCT SW 2700-3000-4000	
--	----------------	----------------	--	-------------------	--------------	---------------------------------	--



- 05 Black Noir
- 08 Green Vert
- 12 Fumé Fumé
- 15 Amber Ambré

LED | K SW 2700-3000-4000 | CRI 90 | W Total 14.7 | Real Lm 971 | K SW 2700-3000-4000

	Structure	Difussor	Code
3 STEPS DIMMING 100-240V	05 ●	08 ●	10-A004-05-08
	05 ●	12 ●	10-A004-05-12
	05 ●	15 ●	10-A004-05-15

The indicated flux corresponds to the core temperature (3000K).
Le flux indiqué correspond à la température centrale (3 000 K).

Colours shown are approximate and may not reflect shades precisely due to possible changes linked to different materials and finishes, as well as lighting and printing factors.

Les couleurs affichées sont approximatives et peuvent ne pas refléter fidèlement les tonalités, en raison des variations possibles liées aux différents types de matériaux et de finitions, ainsi qu'aux facteurs d'éclairage et d'impression.

Iratzoki Lizaso, 2018

Pendants p. 110
Suspensions p. 110

+ Ilargi

Ilargi



The warmth of a timeless design

Created by Basque designers Iratzoki and Lizaso, Ilargi is a perfect combination of warmth and timeless, functional design. Its traditionally blown glass is highly stylish, combining with solid hardwood. Its soft, pleasant light makes it perfect for residential use or public spaces, helping it to devise comfortable, natural settings.

L'aspect chaleureux d'un design intemporel

Ilargi, créé par les designers basques Iratzoki et Lizaso, est une combinaison parfaite de chaleur et de design fonctionnel intemporel. Son verre soufflé de manière artisanale a une présence très élégante, qui est associée à du bois noble massif. Sa lumière est douce et agréable, parfaite pour un usage résidentiel ou pour des espaces publics, créant des ambiances confortables et naturelles.

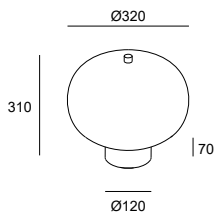


Two sizes, 23 and 39 cm.
Deux tailles : 23 et 39 cm.

Finishes in solid wood, natural and black.
Finitions en bois massif, naturel et noir.

Ilargi Ø320

BODY MAT WOOD	DIF MAT GLA		50000h L80 B20	3 MacAdam		
------------------	----------------	--	-------------------	--------------	--	--



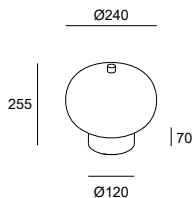
LED | K 2700 | CRI 90 | W Total 16.4 | Real Lm 1054

- 92 Dark ash Frêne foncé
- 93 Light ash Frêne clair
- F9 Sandblasted Sablé

	Structure	Difussor	Code
TOUCH DIMMING 100-240V	92 ●	F9 ○	10-6011-92-F9
	93 ●	F9 ○	10-6011-93-F9

Ilargi Ø230

BODY MAT WOOD	DIF MAT GLA		50000h L80 B20	3 MacAdam		
------------------	----------------	--	-------------------	--------------	--	--



LED | K 2700 | CRI 90 | W Total 10.5 | Real Lm 641

- 92 Dark ash Frêne foncé
- 93 Light ash Frêne clair
- F9 Sandblasted Sablé

	Structure	Difussor	Code
TOUCH DIMMING 100-240V	92 ●	F9 ○	10-6010-92-F9
	93 ●	F9 ○	10-6010-93-F9

Nahrang Studio, 2020

Tubs

Pendants p. 116,
Wall fixtures p. 276,
Floor lamps p. 446
Suspensions p. 116,
Appliques p. 276,
Lampadaires p. 446



+ Tubs



Presence and dynamism

Tubs is a table lamp with a linear light source that has a large range of motion, offering the piece great dynamism and bringing character to any space it inhabits. Sophisticated and elegant, with a black marble base, it can be adjusted by touch dimming, adapting to changing lighting needs.

Présence et dynamisme

Tubs est une lampe à poser avec une source de lumière de forme linéaire qui a une grande capacité de mouvements, ce qui confère un grand dynamisme à la pièce et dote de caractère l'espace qu'elle occupe. Sophistiquée et élégante, avec une base en marbre noir, elle peut se régler par touch dimming, en s'adaptant aux besoins de lumière de chaque moment.

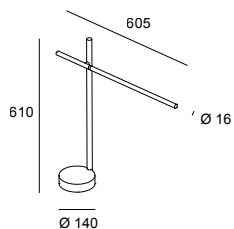






Marble base.
Base en marbre.

BODY MAT	DIF MAT		50000h	3					
ST,AL,MAR	PC		L80 B20	MacAdam	360°	90°	360°		



LED | K 3000 | CRI 90 | W Total 13.3 | Real Lm 403

- 05 Black Noir
- M1 Opal white Blanc opale



	Structure	Difussor	Code
TOUCH DIMMING 100-240V	05 ●	M1 ○	10-8102-05-M1

Llahona, 2021

Big





Features a built-in switch.
Muni d'un interrupteur intégré.

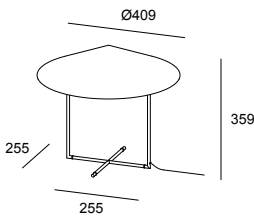
Volume and simplicity

Llahona draws on the volume and simplicity of a coherent design in this piece that takes on a deserved prominent role in settings thanks to the quality and effect of the light it emits. Includes a built-in switch to adapt the colour temperature to the space.

Volume et simplicité

Llahona mise sur le volume et la simplicité d'un design cohérent dans cette pièce qui assume un rôle prépondérant bien mérité dans les décors grâce à sa qualité et à l'effet de la lumière qu'elle émet. Elle dispose d'un commutateur Switch intégré pour adapter la température de couleur à l'espace.

BODY MAT	DIF MAT		50000h	3	SWITCH CCT		
ST	PMMA		L80 B20	MacAdam	SW 2700-3000-4000		



● 05 Black Noir

LED | K SW 2700-3000-4000 | CRI 90 | W Total 13.2 | Real Lm 644 | K SW 2700-3000-4000



Structure Code

3 STEPS DIMMING 100-240V

05 ● **10-8430-05-05**

The indicated flux corresponds to the core temperature (3000K).
Le flux indiqué correspond à la température centrale (3 000 K).

Benedito Design, 2021

Wall fixtures p. 282,
Floor lamps p. 444
Appliques p. 282,
Lampadaires p. 444



+ H

H





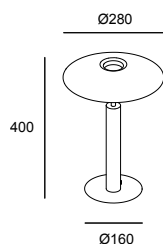
Innate elegance

The H lighting range emerges as a contemporary reinterpretation of the classic tabletop tapered shade lamp. The collection's versatility allows it to delicately light up different spaces through pieces that offer great representative value.

Élégance innée

La collection de luminaires H est née comme une réinterprétation contemporaine de la lampe à poser classique à abat-jour conique. La polyvalence de cette collection permet d'éclairer délicatement différents espaces, à l'aide de pièces qui apportent une grande valeur représentative.

BODY MAT	DIF MAT		50000h	3	
ST	ACR		L80 B20	MacAdam	



LED | K 2700 | CRI 90 | W Total 16.3 | Real Lm 570

- 05 Black Noir
- DN Matte gold Or mat



Structure

Code

ON-OFF 220-240V




- 05 ●
- DN ●

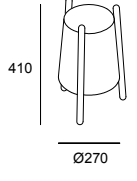
10-7742-05-05
10-7742-DN-DN

Woody



Wooden structure and fabric body.
Structure en bois et corps textile.

BODY MAT	DIF MAT			
WOOD	TEX			



E27 | W Max. 15

○ 14 White Blanc

Structure

Code

14 ○

10-8106-14-14

Smart Compatible accs. / Acc. Smart Compatible

E27 RGBW Wi-Fi light bulb Light For Life

71-8219-00-00

Francesc Vilaró, 2016

Invisible

Pendants p. 140,
Wall fixtures p. 294, p. 320,
Floor lamps p. 450
Suspensions p. 140,
Appliques p. 294, p. 320,
Lampadaires p. 450



+ Invisible



Winner of the German Design Award in 2016.
Lauréat du German Design Award en 2016.





The rotating head means the light can be directed.
La rotation de la tête permet de diriger la lumière.

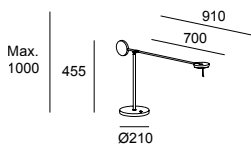
Light movement

Invisible is synonymous with freedom of movement, both of the axes of its structure and of the head, which allows users to direct the light beam as needed without altering the compositional richness of the environment.

Légèreté de mouvement

Invisible est synonyme de liberté de mouvement, tant des axes de sa structure que de la tête, permettant de diriger le faisceau lumineux là où il est nécessaire sans altérer la richesse de composition du décor.

BODY MAT ST.AL	DIF MAT PMMA		50000h L80 B20	3 MacAdam	 ±90°	 355°	 355°	
-------------------	-----------------	--	-------------------	--------------	----------	----------	----------	--



LED | CRI 90 | W Total 10.5

● 05 Black Noir

	K	Real Lm	Structure	Code
TOUCH DIMMING 100-240V	2700 3000	534 550	05 ● 05 ●	10-7385-05-05 10-5693-05-05

Alex & Manel Llusca, 2019

Wall fixtures p. 308,
 Floor lamps p. 453
 Appliques p. 308,
 Lampadaires p. 453



+ Organic

Organic

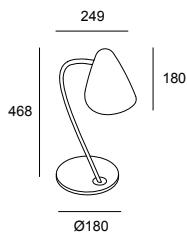
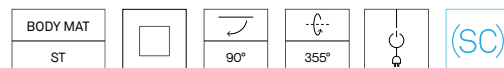


Organic inspiration

Inspired by the organic forms of flowers and leaves, this luminaire with smooth, harmonious lines naturally integrates with any space. A slightly curved lampshade with a golden interior, which is subtly noticeable, grants the piece a delicate touch.

Inspiration organique

Inspiré des formes organiques des fleurs et des feuilles, ce luminaire au profil doux et harmonieux se fond tout naturellement dans le décor. Légèrement incurvé et doté d'un intérieur doré que l'on aperçoit de façon subtile, l'abat-jour apporte une touche de délicatesse à l'ensemble.



E27 Max. L 120 mm - Ø 80 mm | W Max. 15

● 05 Black Noir

Structure

05 ●

Code

10-7582-05-05

Smart Compatible accs. / Acc. Smart Compatible

E27 RGBW Wi-Fi light bulb Light For Life

71-8219-00-00

Funk

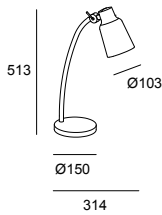
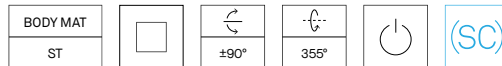


Own personality

With its own personality, Funk's organic design is beautifully complemented by a braided textile detail on the pole.

Empreint de personnalité

Doté d'une personnalité propre, Funk arbore un design organique complété par un détail en textile tressé qui recouvre la tige.



E27 | W Max. 15

- 23 Gold Or
- CI Brown Marron

Structure Interior Screen

Code

CI ● 23 ●

10-4755-CI-23

Smart Compatible accs. / Acc. Smart Compatible

E27 RGBW Wi-Fi light bulb Light For Life

71-8219-00-00

E-lamp



Rational design

E-lamp is a collection with a rational, simple design based on basic geometric shapes. This multifunctional family of luminaires seeks harmony and integration within the space. Focused on the mobile phone, every version has a USB port and the tabletop model has wireless charging technology.

Design rationnel

E-lamp est une collection au design rationnel et simple, fondé sur des formes géométriques élémentaires. Cette famille multifonctionnelle de luminaires recherche l'harmonie et l'intégration dans l'espace. Axé sur la téléphonie mobile, ce modèle est doté d'une connexion USB dans toutes ses variantes, ainsi que de la technologie Wireless Charging dans la version de bureau.



Wireless charging option.
Option de charge sans fil.



USB port for charging electronic devices.
Port de charge USB d'appareils électroniques.



Rotation of both the head and axis.
Rotation de la tête et de l'axe.



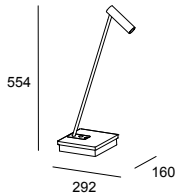
14-DO



05-DO

E-lamp

BODY MAT	50000h	2				
AL	L80 B20	MacAdam	350°	90°		USB



LED | K 2700 | CRI 80 | W Total 3.7 | Real Lm 275

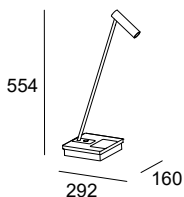
- 14 White Blanc
- 05 Black Noir
- DO Polished brass Laiton poli



	Structure	Button	Code
ON-OFF 100-240V	05 <input checked="" type="radio"/>	05 <input checked="" type="radio"/>	10-7606-05-05
	05 <input checked="" type="radio"/>	DO <input type="radio"/>	10-7606-05-DO
	14 <input type="radio"/>	14 <input type="radio"/>	10-7606-14-14
	14 <input type="radio"/>	DO <input type="radio"/>	10-7606-14-DO

E-lamp Wireless

BODY MAT		50000h	2					
AL		L80 B20	MacAdam	90°	350°		USB	



LED | K 2700 | CRI 80 | W Total 3.7 | Real Lm 275

- 14 White Blanc
- 05 Black Noir
- DO Polished brass Laiton poli



	Structure	Button	Code
ON-OFF 100-240V	05 <input checked="" type="radio"/>	05 <input checked="" type="radio"/>	10-7607-05-05
	05 <input checked="" type="radio"/>	DO <input type="radio"/>	10-7607-05-DO
	14 <input type="radio"/>	14 <input type="radio"/>	10-7607-14-14
	14 <input type="radio"/>	DO <input type="radio"/>	10-7607-14-DO

Josep Patsí, 2020

Wall fixtures p. 330 - 336,
 Floor lamps p. 452
 Appliques p. 330 - 336,
 Lampadaires p. 452



+ Gamma

Gamma



Minimalist modern design

Featuring a modern, minimalist design, Gama is a desk lamp solution with technical and decorative qualities that make it a great choice for any setting.

Design minimaliste contemporain

Avec un design contemporain et minimaliste, Game est une solution de lumière pour bureau avec des qualités techniques et décoratives qui en font toujours une bonne option.

Power button on the base.

Bouton d'allumage sur le socle.



BODY MAT		50000h	2			
AL		L80 B20	MacAdam	90	180	

- 14 White Blanc
- 05 Black Noir
- 81 Satin nickel Nickel satiné
- DN Matte gold Or mat

LED | K 2700 | CRI 90 | W Total 4.3 | Real Lm 293

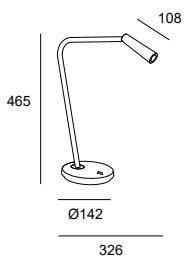


Structure

Code

ON-OFF 100-240V

14		10-6420-05-05
81		10-6420-14-14
DN		10-6420-81-81
05		10-6420-DN-DN



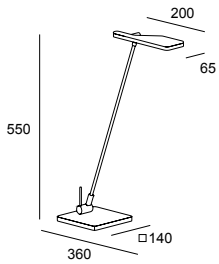
Elva



Basic and functional
Basique et fonctionnel



BODY MAT		50000h	3	
ST.AL		L80 B20	MacAdam	



LED | K 3000 | CRI 90 | W Total 6.1 | Real Lm 301

- 05 Black Noir
- 21 Chrome Chrome



Structure

Code

ON-OFF 100-240V

- 05 ●
- 21 ○

10-1523-05-05
10-1523-21-21

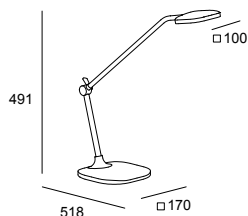
Manel Llusca & Carlos Santolaria, 2014

Queen



Classic desk light with curved and symmetrical shapes.
Lampe de bureau classique aux formes galbées et symétriques.

BODY MAT		50000h	2			
AL		L80 B20	MacAdam	35°	±180°	



LED | K 3000 | CRI 80 | W Total 8.3 | Real Lm 284

- 05 Black Noir
- 21 Chrome Chrome

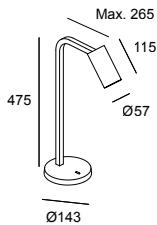
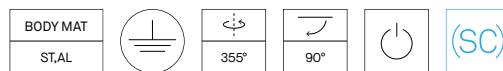


	Body	Structure	Code
ON-OFF 100-240V	21	05	10-3273-21-05

Simply



Beauty and harmony in a piece that uncovers the perfection of simple forms.
Beauté et harmonie dans ce modèle qui recherche la perfection des formes simples.



GU10 | W Max. 8

- 14 White Blanc
- 05 Black Noir

Structure

Code

- 05
- 14

10-7982-05-05
10-7982-14-14

Included / Inclus

Honeycomb panel
Panneau en nid d'abeille

Smart Compatible accs. / Acc. Smart Compatible

GU10 TW Wi-Fi light bulb Light For Life

71-8220-00-00

Nude

**Modern design**

Nude's modern design showcases the simplicity of its shapes and the beauty of the bulb, which takes centre stage in this extensive collection. The table lamp version includes different installation possibilities to further enrich the family.

Design contemporain

Le design contemporain de Nude est basé sur la simplicité des formes et sur la mise en valeur de la beauté de l'ampoule, qui occupe une place centrale dans cette vaste collection. La version à poser inclut différentes possibilités d'installation, étoffant encore plus la famille.







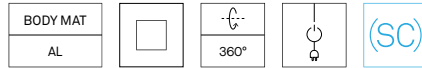


05

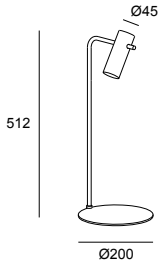
EM

DN

Nude Curved



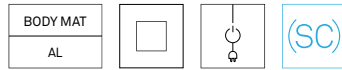
- 05 Black Noir
- DN Matte gold Or mat
- EM Stone grey Gris pierre



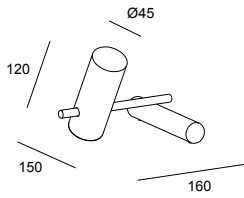
E27 120 mm Opal or Vintage Finishing / 95 mm Opal or Vintage Finishing | W Max. 15

Structure	Body	Code
05 ●	05 ●	10-8518-05-05
05 ●	DN ●	10-8518-05-DN
05 ●	EM ●	10-8518-05-EM

Nude Tiny



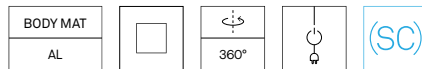
- 05 Black Noir
- DN Matte gold Or mat
- EM Stone grey Gris pierre



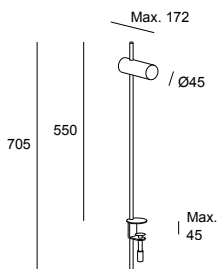
E27 120 mm Opal or Vintage Finishing / 95 mm Opal or Vintage Finishing | W Max. 15

Structure	Body	Code
05 ●	05 ●	10-8516-05-05
05 ●	DN ●	10-8516-05-DN
05 ●	EM ●	10-8516-05-EM

Nude Clip



- 05 Black Noir
- DN Matte gold Or mat
- EM Stone grey Gris pierre



E27 120 mm Opal or Vintage Finishing / 95 mm Opal or Vintage Finishing | W Max. 15

Structure	Body	Code
05 ●	05 ●	10-8519-05-05
05 ●	DN ●	10-8519-05-DN
05 ●	EM ●	10-8519-05-EM

Jordi Llopis, 2015

Floor lamps p. 460
Lampadaires p. 460

Premium



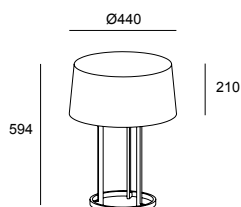


Warmth

This table lamp has a classic but contemporary design, a stand with a copper or gold finish and a black screen. Switched on or off, its appearance makes it an ideal type of light for bedrooms and communal areas in hotels.

Chaleur

Lampe à poser au design classique et contemporain associant un pied aux finitions cuivre ou or et un abat-jour noir. Éteint comme allumé, ce modèle à forte présence est idéal pour les chambres et les espaces publics des hôtels.



BODY MAT	DIF MAT		
ST	PMMA,TEX		

E27 | W 3 × Max. 15

Structure **Difussor**

01		H13W	
06		H13W	

- 01 Gold Or
- 06 Copper Cuivre
- H13W Black Noir

Code

10-5076-01-H13W
10-5076-06-H13W

Hall







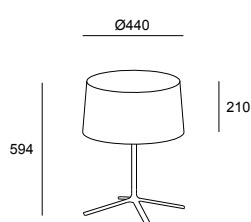
Simplicity

The main attraction of this collection is the identity conveyed by its contemporary lines without losing the simplicity and neutrality that allows it to coexist in spaces with different styles.

Simplicité

Le principal atout de cette collection est l'identité que transmet sa ligne contemporaine sans perdre la simplicité et la neutralité qui lui permettent de s'intégrer dans des espaces de styles différents.

	<table border="1"> <tr><td>BODY MAT</td></tr> <tr><td>ST</td></tr> </table>	BODY MAT	ST	<table border="1"> <tr><td>DIF MAT</td></tr> <tr><td>PMMA,TEX</td></tr> </table>	DIF MAT	PMMA,TEX			
BODY MAT									
ST									
DIF MAT									
PMMA,TEX									
	E27 x3 Max. L 146 mm - Ø 52 mm W 3 × Max. 15								
					<ul style="list-style-type: none"> ● 05 Black Noir ○ BW White Blanc ● H13W Black Noir ○ T007 White Blanc 				
					Code				
					10-1940-05-H13W				
					10-1940-BW-T007				



Clip

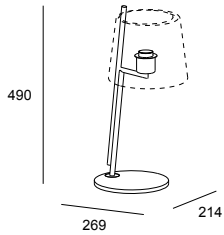
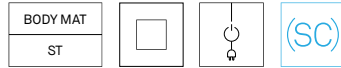




Choice of white or black lampshade.
Option d'abat-jour blanc et noir.

A collection of wall light, table lamp and floor lamp with a classic design that stands out with a modern spin provided by the tilted shape of its structure.

Collection d'appliques, de lampes à poser et de lampadaires qui, à partir d'un design classique, se distingue par un plus contemporain marqué par la forme inclinée de sa structure.



E27 | W Max. 15

● 05 Black Noir

Structure

Code

05 ●

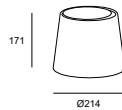
10-8540-05-82

Smart Compatible accs. / Acc. Smart Compatible

E27 RGBW Wi-Fi light bulb Light For Life

71-8219-00-00

Accessories not included but required / Accessoires non inclus et nécessaires



05 ●

PAN-233-05

14 ○

PAN-233-14

Nahrang Studio, 2021

Wall fixtures p. 356,
Floor lamps p. 464
Appliques p. 356,
Lampadaires p. 464



+ Metrica

Metrica



Simplicity and functionality at its finest
Maximum de simplicité et de fonctionnalité

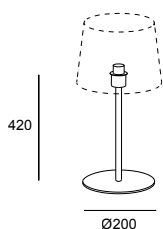


Power button on the top of the pole.
Bouton d'allumage sur la partie supérieure de la tige.



Choice of round or square base and black or nickel finishes.
Option de socle rond ou carré et de finitions noir ou nickel.

Metrica Round



E27 | W Max. 15

Structure

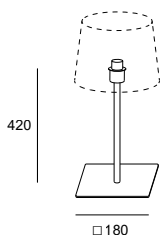
- 05 ●
- 81 ●

- 05 Black Noir
- 81 Satin nickel Nickel satiné

Code

- 10-4759-05-82
- 10-4759-81-82

Metrica Square



E27 | W Max. 15

Structure

- 05 ●
- 81 ●

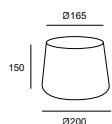
- 05 Black Noir
- 81 Satin nickel Nickel satiné

Code

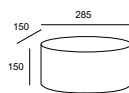
- 10-8350-05-82
- 10-8350-81-82

Ac. comuns não incluído e requeridos

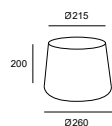
Accessoires Communs non inclus et nécessaires



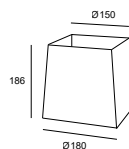
- 05 ● PAN-157-05
- 14 ○ PAN-157-14
- BY ● PAN-157-BY



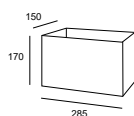
- 14 ○ PAN-177-14
- BY ● PAN-177-BY



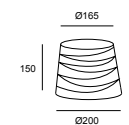
- 14 ○ PAN-161-14
- BY ● PAN-161-BY
- T008 ● PAN-161-T008



- 14 ○ PAN-179-14
- BY ● PAN-179-BY



- 14 ○ PAN-176-14
- BY ● PAN-176-BY



- 05 ● PAN-219-05
- 14 ○ PAN-219-14

Smart Compatible accs.
Acc. Smart Compatible

E27 RGBW Wi-Fi light bulb Light For Life

71-8219-00-00

Francesc Vilaró, 2018



+ Cocktail

Cocktail



Iconic and suggestive

Cocktail is an iconic piece that has been awarded the iF Design Award. Francesc Vilaró drew on balance, industrialisation, innovation and aesthetics to create a portable lamp that creates atmospheres that adapt to every need, thanks to its directable head and dimmer with four levels of brightness.

Emblématique et évocatrice

Cocktail est une pièce emblématique récompensée par l'iF Design Awards. Francesc Vilaró se base sur l'équilibre, l'industrialisation, l'innovation et l'esthétique pour créer une lampe portable qui génère des ambiances adaptables à tous les besoins, grâce à sa tête orientable et à son réglage de dimming à quatre niveaux d'intensité lumineuse.

Winner of the iF Design Awards 2021.

Gagnant des iF Design Awards 2021.







360° adjustable head.
Tête réglable à 360°.



Touch Dimming on the base with 4 levels of regulation (100% - 75% - 50% - 25%).
Touch Dimming sur la base avec 4 niveaux de régulation (100% - 75% - 50% - 25%).



High quality battery, duration up to 10h with 100% light.
Batterie de haute qualité, durée jusqu'à 10h avec 100% de lumière.



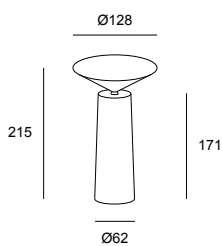
05



14



EX



	BODY MAT AL	DIF MAT PC		50000h L80 B20	3 MacAdam	 350°	 60°		
--	----------------	---------------	--	-------------------	--------------	----------	---------	--	--

LED | K 2700 | CRI 90 | W Total 3.5 | Real Lm 154

- 14 White Blanc
- 05 Black Noir
- EX Olive grey Gris olive



TOUCH DIMMING 100-240V

Structure

Code

05 ●	10-8327-05-05
14 ○	10-8327-14-14
EX ●	10-8327-EX-EX

Included / Inclus

Charger
Chargeur

Not included / Non inclus

Multiple charger
Chargeur multiple

71-8332-05-00

Portobello



+ Portobello



The sophistication of colour

Inspired by 60s and 70s pop art, Portobello brings a splash of colour and sophistication to very diverse settings, which have in common only one thing: a distinct lack of rules. Lightweight and resistant, its rounded shapes make it an eye-catching piece for laid-back and unrestricted settings. Available in standard black and white finishes, the piece can be customised allowing for an endless array of finishes for total integration into any space.

La sophistication de la couleur

Inspiré par le mouvement pop art des années 60 et 70, Portobello apporte une touche de couleur et de sophistication à un vaste éventail de décors, dont le seul point commun est l'absence de règles. Léger et résistant, ses formes arrondies en font un modèle emblématique, convivial et chaleureux. Proposée dans des finitions standard noir et blanc, la pièce peut être personnalisée dans un grand nombre d'autres finitions pour une intégration totale dans n'importe quel espace.





Customisable finish on request.
Finition personnalisée sur demande.





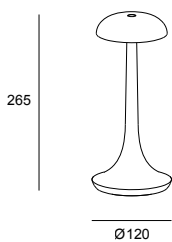




Touch dimmer button with three intensities.
Bouton de gradation tactile à trois intensités.

Charging via USB-C.
Charge via USB-C.

NEW	IP 44	BODY MAT ABS	DIF MAT PMMA		50000h L80 B20	3 MacAdam			
-----	----------	-----------------	-----------------	--	-------------------	--------------	--	--	--



LED | K 2700 | CRI 90 | W Total 2.1 | Real Lm 137

- 14 White Blanc
- 05 Black Noir



Structure

Code

TOUCH DIMMING

- 05
- 14

10-A001-05-05
10-A001-14-14

Included / Inclus

Charging cable
Câble du chargeur

Not included / Non inclus

Multiple charger
Chargeur multiple

71-8332-05-00

Circ	P.448	Funk	P.454	Gamma	P.452	H	P.444
-------------	-------	-------------	-------	--------------	-------	----------	-------

Invisible	P.450	Levels N	P.434	Noway	P.438	Nude E	P.456
------------------	-------	--------------------	-------	--------------	-------	------------------	-------

Organic	P.453	Tubs	P.446	Woody	P.455
----------------	-------	-------------	-------	--------------	-------

Floor lamps with shade
Lampadaires avec abat-jour

Clip E	P.462	Hall	P.461	Metrica E	P.464	Premium	P.460
------------------	-------	-------------	-------	---------------------	-------	----------------	-------

Floor lamps

Lampadaires



Nahtrang Studio, 2023

Levels

Pendants p. 088,
Ceiling fixtures p. 238,
Table lamps p. 378
Suspensions p. 088,
Plafonniers p. 238,
Lampes de table p. 378



+ Levels



Elegant look

With an elegant look and striking presence, the floor lamp in the Levels collection can be composed with a single or double option, playing with the senses thanks to the shades of the glass and the various colour temperatures, which can be selected by means of the switch built into the LED head.

Port élégant

Affichant un port élégant et une présence marquée, le lampadaire de la collection Levels peut se décliner en option simple ou double, dans un jeu de sensations grâce aux tonalités du verre et aux différentes températures de couleur, à choisir au moyen de l'interrupteur intégré dans la tête LED.





Possibility to change the colour temperature. (2700K, 3000K or 4000K)
Possibilité de modifier la température de couleur. (2700K, 3000K ou 4000K)

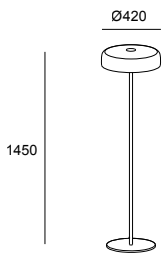


Available in green, smoked and amber finishes. Glass with opacities of 30% in the individual model and 30% and 50% in the double model.

Disponible en en finition verte, fumée ou ambre. Verre à 30 % d'opacité dans le modèle simple et à 30 % et 50 % dans le modèle double.

Levels 1 Body Ø420mm

NEW	BODY MAT	DIF MAT	□	50000h	3	SWITCH CCT	⚡
	ST	GLA		L80 B20	MacAdam	SW 2700-3000-4000	



- 05 Black Noir
- 08 Green Vert
- 12 Fumé Fumé
- 15 Amber Ambré

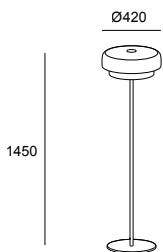
LED | K SW 2700-3000-4000 | CRI 90 | W Total 17 | Real Lm 681 | K SW 2700-3000-4000

	Structure	Difussor	Code
PUSH 220-240V	05 ●	08 ●	25-A001-05-08
	05 ●	12 ●	25-A001-05-12
	05 ●	15 ●	25-A001-05-15

The indicated flux corresponds to the core temperature (3000K).
Le flux indiqué correspond à la température centrale (3 000 K).

Levels 2 Bodies Ø420mm + Ø320mm

NEW	BODY MAT	DIF MAT	□	50000h	3	SWITCH CCT	⚡
	ST	GLA		L80 B20	MacAdam	SW 2700-3000-4000	



- 05 Black Noir
- 08 Green Vert
- 12 Fumé Fumé
- 15 Amber Ambré

LED | K SW 2700-3000-4000 | CRI 90 | W Total 17 | Real Lm 681 | K SW 2700-3000-4000

	Structure	Difussor	Code
PUSH 220-240V	05 ●	08 ●	25-A002-05-08
	05 ●	12 ●	25-A002-05-12
	05 ●	15 ●	25-A002-05-15

The indicated flux corresponds to the core temperature (3000K).
Le flux indiqué correspond à la température centrale (3 000 K).

Colours shown are approximate and may not reflect shades precisely due to possible changes linked to different materials and finishes, as well as lighting and printing factors.

Les couleurs affichées sont approximatives et peuvent ne pas refléter fidèlement les tonalités, en raison des variations possibles liées aux différents types de matériaux et de finitions, ainsi qu'aux facteurs d'éclairage et d'impression.



+ Noway

Noway



Suspension

A bold, statement piece, the new Noway floor lamp with an adjustable pole takes over the space with an innate sophistication. Featuring a double-shade design, it offers an equally cosy and comfortable lighting effect. Noway stands out effortlessly for its aesthetic and technical qualities, becoming a real eye-catcher.

Suspension

Arborant une présence marquée, Noway accueille un nouveau lampadaire réglable doté d'un mât qui s'approprie l'espace avec un sens de la sophistication inné. Avec son design à double abat-jour, ce modèle produit un effet de lumière chaleureux et confortable à parts égales. Se démarquant naturellement de par ses qualités esthétiques et techniques, Noway occupe sans détour le devant de la scène.





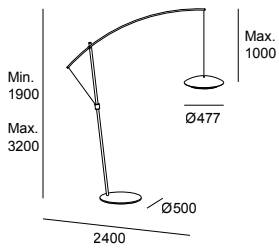
Variable pole tilt thanks to a mobile tensioner and adjustable cable length via an included clip attachment.
Inclinaison variable du mât grâce au tendeur mobile et longueur du câble réglable au moyen d'un accessoire clip fourni.







NEW	BODY MAT ST,AL		50000h L80 B20	3 MacAdam	SWITCH CCT SW 2700-3000-4000	
------------	-------------------	--	-------------------	--------------	---------------------------------	--



● 05 Black Noir

LED | K SW 2700-3000-4000 | CRI 90 | W Total 25.4 | Real Lm 813 | K SW 2700-3000-4000

	Upper Screen	Lower Screen	Structure	Code
PUSH 220-240V	05 ●	05 ●	05 ●	25-8566-05-05
ON-OFF 220-240V	05 ●	05 ●	05 ●	25-8394-05-05
CASAMBI 220-240V	05 ●	05 ●	05 ●	25-8567-05-05

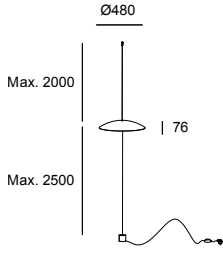
The indicated flux corresponds to the core temperature (3000K).
Le flux indiqué correspond à la température centrale (3 000 K).

Included / Inclus

Height adjustment clip
Clip de réglage de la hauteur

Noway Single Screen

BODY MAT		50000h	3	
ST		L80 B20	MacAdam	



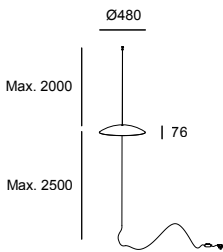
LED | K 3000 | CRI 80 | W Total 18 | Real Lm 791

- 05 Black Noir
- DN Matte gold Or mat

	Upper Screen	Structure	Code
ON-OFF 220-240V	05 ● DN ●	05 ● DN ●	00-7980-05-05 00-7980-DN-DN

Noway Single Screen Counterweight

BODY MAT		50000h	3	
ST		L80 B20	MacAdam	



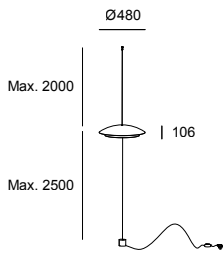
LED | K 3000 | CRI 80 | W Total 18 | Real Lm 791

- 05 Black Noir
- DN Matte gold Or mat

	Upper Screen	Structure	Code
ON-OFF 220-240V	05 ● DN ●	05 ● 05 ●	00-7981-05-05 00-7981-DN-05

Noway Double Screen

BODY MAT		50000h	3	
ST		L80 B20	MacAdam	



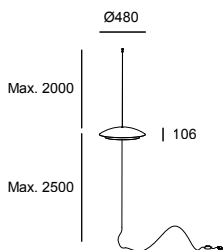
LED | K 3000 | CRI 80 | W Total 18 | Real Lm 495

- 05 Black Noir
- DN Matte gold Or mat

	Upper Screen	Lower Screen	Structure	Code
ON-OFF 220-240V	05 ● DN ●	05 ● 05 ●	05 ● DN ●	00-7977-05-05 00-7977-DN-DN

Noway Double Screen Counterweight

BODY MAT		50000h	3	
ST		L80 B20	MacAdam	



LED | K 3000 | CRI 80 | W Total 18 | Real Lm 495

- 05 Black Noir
- DN Matte gold Or mat

	Upper Screen	Lower Screen	Structure	Code
ON-OFF 220-240V	05 ● DN ●	05 ● 05 ●	05 ● 05 ●	00-7979-05-05 00-7979-DN-05

Benedito Design, 2021

Wall fixtures p. 282,
Table lamps p. 392
Appliques p. 282,
Lampes de table p. 392



+ H

H





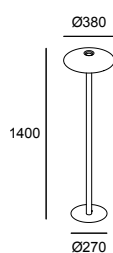
Timeless beauty

The H lighting range emerges as a contemporary reinterpretation of the classic tabletop tapered shade lamp. The collection's versatility allows it to delicately light up different spaces through pieces that offer great representative value.

Beauté intemporelle

La collection de luminaires H est née comme une réinterprétation contemporaine de la lampe à poser classique à abat-jour conique. La polyvalence de cette collection permet d'éclairer délicatement différents espaces, à l'aide de pièces qui apportent une grande valeur représentative.

BODY MAT ST	DIF MAT ACR		50000h L80 B20	3 MacAdam	
----------------	----------------	--	-------------------	--------------	--



LED | K 2700 | CRI 90 | W Total 27.7 | Real Lm 1207

- 05 Black Noir
- DN Matte gold Or mat



ON-OFF 220-240V

Structure

- 05
- DN

Code

25-7742-05-05
25-7742-DN-DN

Nahrang Studio, 2020

Tubs

Pendants p. 116,
Wall fixtures p. 276,
Table lamps p. 386
Suspensions p. 116,
Appliques p. 276,
Lampes de table p. 386




+ Tubs





Marble base.
Base en marbre.



Manually rotating light source.
Rotation manuelle de la source de lumière.

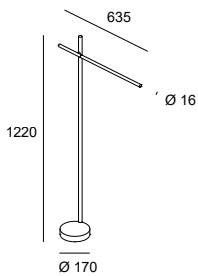
Presence and dynamism

Tubs is a floor lamp with a linear light source that has a wide range of motion, offering the piece great dynamism and bringing character to any space it inhabits. Sophisticated and elegant, with a marble base, it can be adjusted by touch dimming, adapting to changing lighting needs.

Présence et dynamisme

Tubs est un lampadaire avec une source de lumière de forme linéaire qui a une grande capacité de mouvements, ce qui confère un grand dynamisme à la pièce et dote de caractère l'espace qu'elle occupe. Sophistiquée et élégante, avec une base en marbre noir, elle peut se régler par touch dimming, en s'adaptant aux besoins de lumière de chaque moment avec une présence remarquable.

BODY MAT ST.AL,MAR	DIF MAT PC		50000h L80 B20	3 MacAdam	 90°	 360°	 360°	
-----------------------	---------------	--	-------------------	--------------	---------	----------	----------	--



LED | K 3000 | CRI 90 | W Total 13.3 | Real Lm 403

- 05 Black Noir
- M1 Opal white Blanc opale



TOUCH DIMMING 100-240V

Structure

05 ●

Difussor

M1 ○

Code

25-8102-05-M1

Josep Patsí, 2014

Pendants p. 144
Suspensions p. 144



+ Circ

Circ





Dimming touch.
Gradation tactile.



360° axis rotation.
Rotation de l'axe à 360°.

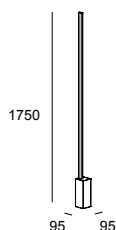
Linear simplicity

All the practicality of a floor lamp in one light line. Circ blends into the space with an understated appearance but outstanding light presence, generating a harmonious and controlled light effect with 360° axis rotation.

Simplicité linéaire

Toute la fonctionnalité d'un lampadaire sur une ligne de lumière. Circ s'intègre à l'espace avec discrétion dans sa forme mais avec une présence lumineuse mise en valeur, car il crée un effet de lumière harmonieux et contrôlé, avec une rotation à 360° de son axe.

BODY MAT	DIF MAT		50000h		
AL	PMMA		L80 B20	350°	DIM



LED | K 3000 | CRI 80 | W Total 29.5 | Real Lm 2248

- BW White Blanc
- M3 Anodised Anodisé



Structure

Difussor

Code

TOUCH DIMMING 100-240V

BW

M3

25-2934-BW-M3

Francesc Vilaró, 2017

Invisible

Pendants p. 140,
Wall fixtures p. 294, p. 320,
Table lamps p. 396
Suspensions p. 140,
Appliques p. 294, p. 320,
Lampes de table p. 396




+ Invisible



Winner of the German Design Award in 2016.
Lauréat du German Design Award en 2016.





The rotating head means the light can be directed.
La rotation de la tête permet de diriger la lumière.

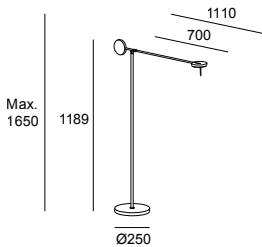
Light movement

Invisible is synonymous with freedom of movement, both of the axes of its structure and of the head, which allows users to direct the light beam as needed without altering the compositional richness of the environment. Available in three pendant versions, this iconic collection has been awarded on several occasions with prestigious acknowledgements from the world of design.

Légèreté de mouvement

Invisible est synonyme de liberté de mouvement, tant des axes de sa structure que de la tête, permettant de diriger le faisceau lumineux là où il est nécessaire sans altérer la richesse de composition du décor. Avec trois versions de suspension, la collection est une icône qui a été récompensée à plusieurs occasions, recevant d'importantes mentions dans le monde du design.

BODY MAT	DIF MAT		50000h	3					
ST.AL	PMMA		L80 B20	MacAdam	355°	355°	±90°		



LED | CRI 90 | W Total 10.5

● 05 Black Noir

	K	Real Lm	Structure	Code
TOUCH DIMMING 100-240V	2700 3000	534 550	05 ● 05 ●	25-7385-05-05 25-5693-05-05

Josep Patsí, 2020

Wall fixtures p. 330 - 336,
 Table lamps p. 402
 Appliques p. 330 - 336,
 Lampes de table p. 402



+ Gamma

Gamma



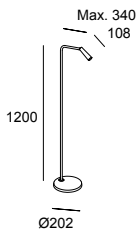
The floor version is a more minimalist choice that blends naturally into the interiors it inhabits.

L'option lampadaire est proposée comme une version très minimaliste qui se fond tout naturellement dans les décors qu'elle occupe.



Rotation of both the head and axis.
 Rotation de la tête et de l'axe.

BODY MAT		50000h	2			
AL		L80 B20	MacAdam	90	180	



LED | K 2700 | CRI 90 | W Total 4.3 | Real Lm 293

- 05 Black Noir
- DN Matte gold Or mat



Structure

Code

ON-OFF 100-240V

- 05 ●
- DN ●

25-6420-05-05
 25-6420-DN-DN



Organic

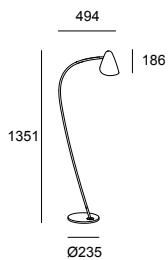
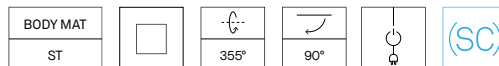


The soft and harmonious silhouette of this piece is inspired by the organic shapes of flowers and leaves. Its slightly curved lampshade, featuring a gold interior, subtly and naturally blends into the space.

Tout en douceur et harmonie, le profil de ce modèle s'inspire des formes organiques des fleurs et des feuilles. Légèrement incurvé et doté d'un intérieur doré, son abat-jour se fond dans le décor de façon subtile et naturelle.

Directable light thanks to the rotation of its axes.

Lumière orientable grâce à la rotation de ses axes.



E27 Max. L 120 mm - Ø 80 mm | W Max. 15

● 05 Black Noir

Structure

05 ●

Code

25-7582-05-05

Smart Compatible accs. / Acc. Smart Compatible

E27 RGBW Wi-Fi light bulb Light For Life

71-8219-00-00

Funk



Power button on the back of the head.
 Bouton d'allumage sur la partie arrière de la tête.

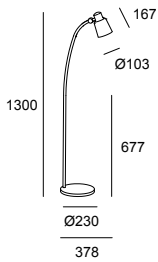
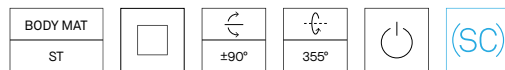


Own personality

With its own personality, Funk's organic design is beautifully complemented by a braided textile detail on the pole.

Empreint de personnalité

Doté d'une personnalité propre, Funk arbore un design organique complété par un détail en textile tressé qui recouvre la tige.



E27 | W Max. 15

- 23 Gold Or
- CI Brown Marron

Structure Interior Screen

Code

CI ● 23 ●

25-4755-CI-23

Smart Compatible accs. / Acc. Smart Compatible

E27 RGBW Wi-Fi light bulb Light For Life

71-8219-00-00

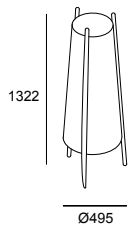
Woody



Warm and timeless
Chaleureux et intemporel

Wooden structure and fabric body
Structure en bois et corps textile

BODY MAT	DIF MAT			
WOOD	TEX			



E27 | W 2 × Max. 15

○ 14 White Blanc

Structure

Code

14 ○

25-8106-14-14

Smart Compatible accs. / Acc. Smart Compatible

E27 RGBW Wi-Fi light bulb Light For Life

71-8219-00-00

Nude

**Modern design**

Nude's modern design showcases the simplicity of its shapes and the beauty of the bulb, which takes centre stage in this extensive collection. The floor lamp version includes the option of three different structures.

Design contemporain

Le design contemporain de Nude est basé sur la simplicité des formes et sur la mise en valeur de la beauté de l'ampoule, qui occupe une place centrale dans cette vaste collection. La version lampadaire de salon inclut l'option de trois structures différentes.



Incluye/Includes rubber bands to adjust the wiring
Comprend des élastiques permettant d'ajuster le câblage





05

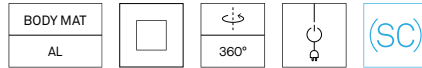


EM

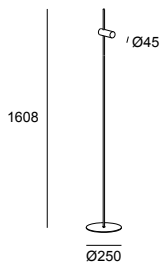


DN

Nude Single



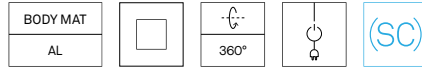
- 05 Black Noir
- DN Matte gold Or mat
- EM Stone grey Gris pierre



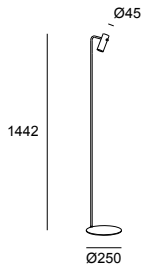
E27 120 mm Opal or Vintage Finishing / 95 mm Opal or Vintage Finishing | W Max. 15

Structure	Body	Code
05 ●	05 ●	25-8520-05-05
05 ●	DN ●	25-8520-05-DN
05 ●	EM ●	25-8520-05-EM

Nude Curved



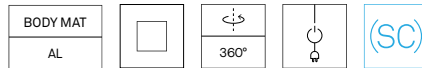
- 05 Black Noir
- DN Matte gold Or mat
- EM Stone grey Gris pierre



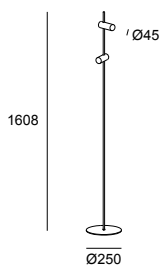
E27 120 mm Opal or Vintage Finishing / 95 mm Opal or Vintage Finishing | W Max. 15

Structure	Body	Code
05 ●	05 ●	25-8522-05-05
05 ●	DN ●	25-8522-05-DN
05 ●	EM ●	25-8522-05-EM

Nude Double



- 05 Black Noir
- DN Matte gold Or mat
- EM Stone grey Gris pierre



E27 x2 120 mm Opal or Vintage Finishing / 95 mm Opal or Vintage Finishing | W 2 x Max. 15

Structure	Body	Code
05 ●	05 ●	25-8521-05-05
05 ●	DN ●	25-8521-05-DN
05 ●	EM ●	25-8521-05-EM

Jordi Llopis, 2015

Table lamps p. 412
Lampes de table p. 412

Premium

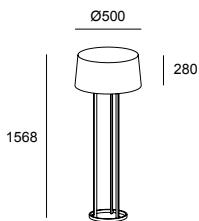
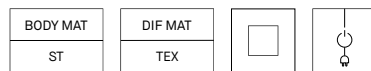


Warmht

With a copper or gold finish and black screen, this light is highly distinctive. Switched off, it is like a sculpture that gives character to a particular space and, switched on, it provides a warm and sophisticated light.

Chaleur

Doté de finitions cuivre ou or et d'un abat-jour noir, ce luminaire possède une forte présence. Éteint, il agit comme une sculpture qui aide à modeler l'espace, tandis qu'allumé il offre une lumière chaude et élégante.



E27 x3 | W 3 x Max. 15

Structure **Difussor**

06	●	H13W	●
01	●	H13W	●

- 01 Gold Or
- 06 Copper Cuivre
- H13W Black Noir

Code

25-5076-01-H13W
25-5076-06-H13W

Hall



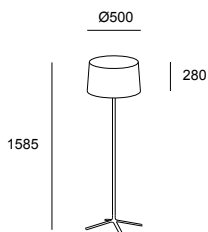
Simplicity

This collection has been created to make it an essential element of the hotel sector that also enhances the design of its surroundings thanks to the definition of its lines and its more detailed shapes.

Simplicité

Cette collection a été créée pour se positionner comme une pièce basique dans le secteur hôtelier, mais offre un plus dans son design grâce à la définition de ses lignes et de ses formes plus détaillées.

BODY MAT	DIF MAT		
ST	PMMA,TEX		



E27 x3 | W 3 × Max. 15

Structure Difussor

05 ●	H13W ●
BW ○	T007 ○

- 05 Black Noir
- BW White Blanc
- H13W Black Noir
- T007 White Blanc

Code

25-1940-05-H13W
25-1940-BW-T007

Clip

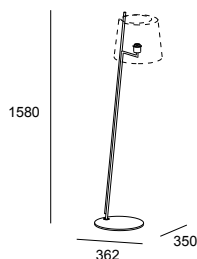




Choice of white or black lampshade.
Option d'abat-jour blanc et noir.

A collection of wall light, table lamp and floor lamp with a classic design that stands out with a modern spin provided by the tilted shape of its structure.

Collection d'appliques, de lampes à poser et de lampadaires qui, à partir d'un design classique, se distingue par un plus contemporain marqué par la forme inclinée de sa structure.



E27 | W Max. 15

● 05 Black Noir

Structure

Code

05 ●

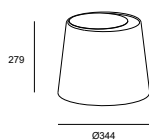
25-8540-05-82

Smart Compatible accs. / Acc. Smart Compatible

E27 RGBW Wi-Fi light bulb Light For Life

71-8219-00-00

Accessories not included but required / Accessoires non inclus et nécessaires



05 ●

PAN-234-05

14 ○

PAN-234-14

Nahrang Studio, 2021

Wall fixtures p. 356,
Table lamps p. 418
Appliques p. 356,
Lampes de table p. 418



+ Metrica

Metrica

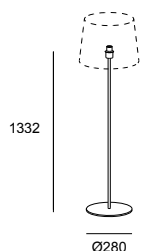


Simplicity and functionality at its finest.
Maximum de simplicité et de fonctionnalité.



Choice of round or square base and black or nickel finishes.
Option de socle rond ou carré et de finitions noir ou nickel.

Metrica Round



E27 | W Max. 15

- 05 Black Noir
- 81 Satin nickel Nickel satiné

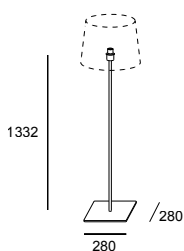
Structure

Code

- 05 ●
- 81 ●

25-4759-05-82
25-4759-81-82

Metrica Square



E27 | W Max. 15

- 05 Black Noir
- 81 Satin nickel Nickel satiné

Structure

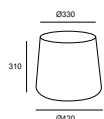
Code

- 05 ●
- 81 ●

25-8350-05-82
25-8350-81-82

Ac. comuns não incluído e requeridos

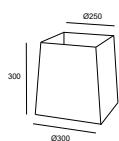
Accessoires Communs non inclus et nécessaires



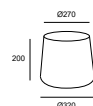
- 05 ● **PAN-159-05**
- 14 ○ **PAN-159-14**
- BY ● **PAN-159-BY**



- 14 ○ **PAN-183-14**
- BY ● **PAN-183-BY**



- 14 ○ **PAN-181-14**
- BY ● **PAN-181-BY**



- 14 ○ **PAN-184-14**
- BY ● **PAN-184-BY**

Smart Compatible accs.
Acc. Smart Compatible


E27 RGBW Wi-Fi light bulb Light For Life

71-8219-00-00

Bloom N	P.468	Circle	P.481	Dec	P.477	Dresde Led	P.470
Loop	P.482	Mist E	P.478	Reflex Round	P.485	Reflex Square	P.484
Toi Led	P.472	Toilet Q	P.476	Toilet Slim	P.474	Vanity	P.486
Vetro	P.480						

Bath

Salle de bains



Bloom





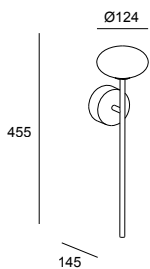
Relaxed design and simple shapes

Simplicity and functionality are often the best letter of recommendation. Bloom features a relaxed design with balanced shapes, allowing it to stand out in the space precisely because of the softness of its profile. Its technical features, with a IP44 rating, make it a suitable option for lighting bathrooms.

Design convivial et simplicité des formes

La simplicité et la fonctionnalité sont souvent la meilleure carte de visite. Bloom possède un design agréable, aux formes équilibrées, qui le fait ressortir dans l'espace précisément grâce à la délicatesse de son profil. Sa conception technique avec un IP44, en fait l'option idéale pour l'éclairage de la salle de bains.

NEW	IP 44	BODY MAT ST	DIF MAT GLA		50000h L80 B20	2 MacAdam
-----	----------	----------------	----------------	--	-------------------	--------------



LED | K 2700 | CRI 90 | W Total 7.5 | Real Lm 262

- 05 Black Noir
- M1 Opal white Blanc opale



Structure

Difussor

Code

ON-OFF 100-277V

05 ●

M1 ○

05-A011-05-M1

Dresde Led

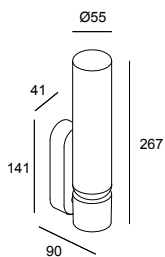


Simplicity and effectiveness.
Simplicité et efficacité.



Black and nickel finishes.
Finitions en noir et nickel.

IP	BODY MAT	DIF MAT		50000h	3
44	AL	GLA		L80 B20	MacAdam



LED | K 3000 | CRI 90 | W Total 10.5 | Real Lm 563

- 05 Black Noir
- ◐ 21 Chrome Chrome
- F9 Sandblasted Sablé



	Structure	Difussor	Code
ON-OFF 100-240V	05 ●	F9 ○	05-7983-05-F9
	21 ◐	F9 ○	05-7983-21-F9

Alex & Manel Llusca, 2020

Toi Led

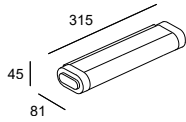




Pure lines in different sizes.
Lignes pures de différentes tailles.

Toi LED Small

IP	BODY MAT	DIF MAT	50000h	3
44	AL	PC	L80 B20	MacAdam



LED | K 3000 | CRI 80 | W Total 8.7 | Real Lm 661

- 21 Chrome Chrome
- M1 Opal white Blanc opale



Structure Difussor Code

ON-OFF 220-240V

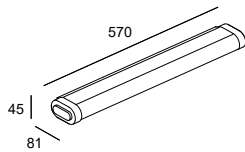
- 21
- 21

- M1
- M1

- 05-7830-21-M1
- 05-7831-21-M1

Toi LED Medium

IP	BODY MAT	DIF MAT	50000h	3
44	AL	PC	L80 B20	MacAdam



LED | K 3000 | CRI 80 | W Total 15.3 | Real Lm 1513

- 60 Black Noir
- 21 Chrome Chrome
- M1 Opal white Blanc opale



Structure Difussor Code

ON-OFF 220-240V

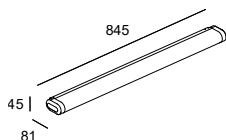
- 21
- 60
- 21
- 60

- M1
- M1
- M1
- M1

- 05-7832-21-M1
- 05-7832-60-M1
- 05-7833-21-M1
- 05-7833-60-M1

Toi LED Big

IP	BODY MAT	DIF MAT		50000h	3
44	AL	PC		L80 B20	MacAdam



LED | K 3000 | CRI 80 | W Total 23.4 | Real Lm 2103

- 21 Chrome Chrome
- M1 Opal white Blanc opale



Structure Difussor Code

ON-OFF 220-240V

- 21

- M1

05-7834-21-M1

Carlos Santolaria & Manel Llusçà, 2020

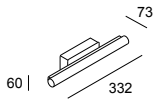
Toilet Slim



The essence of minimalism as the maximum success.
L'essentiel et le minimum pour un succès garanti.

Toilet Slim 332mm

IP	BODY MAT	DIF MAT		50000h	3
44	AL	PC		L80 B20	MacAdam



LED | K 3000 | CRI 90 | W Total 13.2 | Real Lm 880

- 21 Chrome Chrome
- M1 Opal white Blanc opale

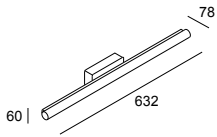


Structure Difussor Code

ON-OFF 100-240V 21 M1 **05-6395-21-M1**

Toilet Slim 632mm

IP	BODY MAT	DIF MAT		50000h	3
44	AL	PC		L80 B20	MacAdam



LED | K 3000 | CRI 90 | W Total 25 | Real Lm 1777

- 21 Chrome Chrome
- M1 Opal white Blanc opale

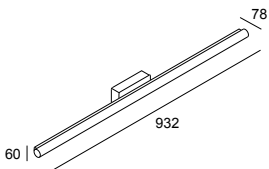


Structure Difussor Code

ON-OFF 100-240V 21 M1 **05-6396-21-M1**

Toilet Slim 932mm

IP	BODY MAT	DIF MAT		50000h	3
44	AL	PC		L80 B20	MacAdam



LED | K 3000 | CRI 90 | W Total 32.7 | Real Lm 2431

- 21 Chrome Chrome
- M1 Opal white Blanc opale

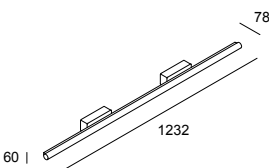


Structure Difussor Code

ON-OFF 100-240V 21 M1 **05-6397-21-M1**

Toilet Slim 1232mm

IP	BODY MAT	DIF MAT		50000h	3
44	AL	PC		L80 B20	MacAdam



LED | K 3000 | CRI 90 | W Total 43.6 | Real Lm 3472

- 21 Chrome Chrome
- M1 Opal white Blanc opale



Structure Difussor Code

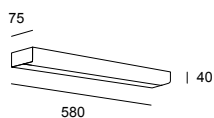
ON-OFF 100-240V 21 M1 **05-6398-21-M1**

Toilet Q



Toilet Q 580mm

IP	BODY MAT	DIF MAT		50000h	3
44	AL	PC		L80 B20	MacAdam



LED | K 3000 | CRI 80 | W Total 11.7 | Real Lm 367

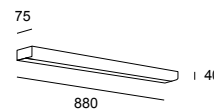
- 21 Chrome Chrome
- M1 Opal white Blanc opale



	Structure	Difussor	Code
ON-OFF 100-240V	21 <input checked="" type="radio"/>	M1 <input type="radio"/>	05-1507-21-M1

Toilet Q 880mm

IP	BODY MAT	DIF MAT		50000h	3
44	AL	PC		L80 B20	MacAdam



LED | K 3000 | CRI 80 | W Total 18.2 | Real Lm 828

- 21 Chrome Chrome
- M1 Opal white Blanc opale

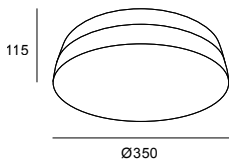


	Structure	Difussor	Code
ON-OFF 220-240V	21 <input checked="" type="radio"/>	M1 <input type="radio"/>	05-1508-21-M1

Dec



IP	BODY MAT	DIF MAT		
44	ST	GLA		



E27 x2 | W 2 × Max. 15

- 21 Chrome Chrome
- F9 Sandblasted Sablé

Structure Difussor

Code

21 F9

15-4370-21-F9


Smart Compatible accs. / Acc. Smart Compatible

E27 RGBW Wi-Fi light bulb Light For Life

71-8219-00-00

Mist





Simplicity and success

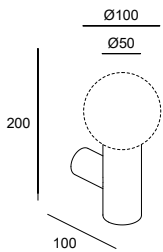
The simplicity of a neutral design that highlights the importance of the bulb. The Mist bathroom collection comes with various installation options and a range of finishes to offer valued compositional richness.

Simplicit  et r ussite

La simplicit  d'un design neutre qui met en valeur l'importance de l'ampoule. Mist est une collection pour salle de bains avec diff rentes possibilit s d'installations qui, gr ce   cette caract ristique et les options de finitions, offre une richesse de composition valoris e.

Mist 1 body

IP	BODY MAT	DIF MAT	
44	ST	GLA	



E14 Max. L 97 mm -   35 mm | W Max. 9

- 05 Black Noir
- 21 Chrome Chrome
- F9 Sandblasted Sabl 

Structure Difussor

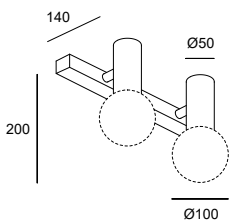
- | | |
|------|------|
| 05 ● | F9 ○ |
| 21 ● | F9 ○ |

Code

- 05-8337-05-F9**
- 05-8337-21-F9**

Mist 2 bodies

IP	BODY MAT	DIF MAT		
44	ST	GLA		300°



E14 x2 Max. L 97 mm -   35 mm | W 2 x Max. 9

- 05 Black Noir
- 21 Chrome Chrome
- F9 Sandblasted Sabl 

Structure Difussor

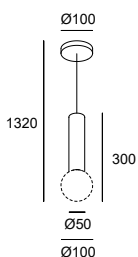
- | | |
|------|------|
| 05 ● | F9 ○ |
| 21 ● | F9 ○ |

Code

- 05-8338-05-F9**
- 05-8338-21-F9**

Mist Pendant

IP	BODY MAT	DIF MAT	
44	ST	GLA	



E14 Max. L 97 mm -   35 mm | W Max. 9

- 05 Black Noir
- 21 Chrome Chrome
- F9 Sandblasted Sabl 

Structure Difussor

- | | |
|------|------|
| 05 ● | F9 ○ |
| 21 ● | F9 ○ |

Code

- 00-8337-05-F9**
- 00-8337-21-F9**

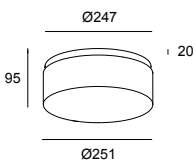
Vetro



A classic with special double-thickness pressed glass.
 Un classique en verre pressé spécial à double épaisseur.



IP	BODY MAT	DIF MAT		50000h	3
44	ST	GLA		L80 B20	MacAdam



LED | K 3000 | CRI 80 | W Total 22.4 | Real Lm 1240

- 14 White Blanc
- G5 Painted glass white interior
Verre peint blanc intérieur



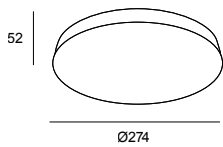
ON-OFF	Structure	Difussor	Code
220-240V	14 <input type="radio"/>	G5 <input checked="" type="radio"/>	05-7387-14-G5

Circle



Classic bathroom sphere with high-quality light emission.
 Modèle classique de luminaire rond pour salles de bains qui offre une grande qualité de reproduction lumineuse.

IP 44	BODY MAT ST	DIF MAT GLA		50000h L80 B20	3 MacAdam
----------	----------------	----------------	---	-------------------	--------------



LED | K 3000 | CRI 80 | W Total 22.4 | Real Lm 1191





- 21 Chrome Chrome
- F9 Sandblasted Sablé

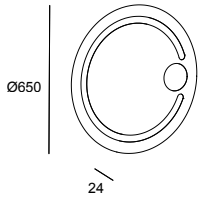


	Structure	Difussor	Code
ON-OFF 220-240V	21 <input checked="" type="radio"/>	F9 <input type="radio"/>	15-6429-21-F9

Loop



IP 44	BODY MAT GLA	DIF MAT GLA		50000h L80 B20	 x3	 ANTI FOG	 SAFETY BACK
----------	-----------------	----------------	--	-------------------	---	--	---



LED | K 3000 | CRI 80 | W Total 18.2 | Real Lm 325

- K3 Mirror glass Verre miroir
- F1 Sandblasted glass Verre sablé



Body

Difussor

Code

ON-OFF 110-240V

K3



F1

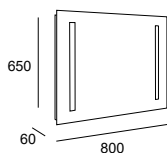
75-8076-K3-F1

Reflex Square

Integrated lighting
Éclairage intégré



IP	BODY MAT	DIF MAT		50000h	3	
44	AL	GLA		L80 B20	MacAdam	SAFETY BACK



LED | K 4000 | CRI 80 | W Total 40 | Real Lm 1085

- K3 Mirror glass Verre miroir
- F1 Sandblasted glass Verre sablé



ON-OFF 100-240V

Body

K3

Difussor

F1

Code

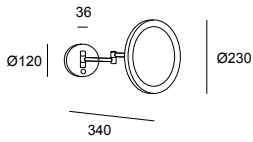
75-8119-K3-F1

Reflex Round



Functionality and success
Fonctionnalité et réussite

IP 44	BODY MAT ST,MIR	DIF MAT ACR		50000h L80 B20	3 MacAdam	 ±180°		 SAFETY BACK
----------	--------------------	----------------	--	-------------------	--------------	-----------	--	--------------------



LED | K 3000 | CRI 80 | W Total 7.4 | Real Lm 139

- 21 Chrome Chrome
- K3 Mirror glass Verre miroir



Body

Difussor

Code

ON-OFF 100-240V

21

K3

75-5314-21-K3

Vanity





Modern design

This bathroom mirror features a special modern and very attractive design.

Design contemporain

Miroir de salle de bains au design contemporain spécial et très attrayant.

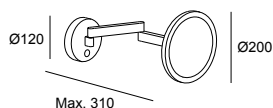
Vanity offers great comfort thanks to its smooth rotation and adjustable dimming.

Vanity offre un grand confort grâce à sa rotation délicate et son réglage agréable.

IP	BODY MAT	DIF MAT		50000h	3			
44	AL	PLABS		L80 B20	MacAdam	180°	150°	x3

- 05 Black Noir
- 21 Chrome Chrome
- K3 Mirror glass Verre miroir

LED | K 3000 | CRI 90 | W Total 10.5 | Real Lm 256



TOUCH DIMMING 100-240V

Structure

Body


Code

- 05 ●
- 21 ○

- K3 ○
- K3 ○

75-8508-05-K3
75-8508-21-K3

Smart Lighting

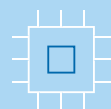


Benefits of control and connectivity

Avantages du contrôle et de la connectivité

Lighting is a cornerstone for people's activities and well-being. For this reason, at LedsC4 we design luminaires and connectivity systems while considering how they interact with their environment. Technological developments have allowed us to maximise the benefits to people, buildings and organisations.

L'éclairage est un élément clé de l'activité et du bien-être des personnes. C'est pourquoi, chez LedsC4 nous concevons et développons des luminaires et des systèmes de connectivité en pensant à leur mode d'interaction avec leur environnement. L'évolution de la technologie nous permet de maximiser les avantages pour les personnes, les bâtiments et les organisations



1

Enhances people's well-being
Puissance et bien-être des personnes

Adapts lighting according to people's biological rhythms or the functional needs of a space.

Adapte l'éclairage aux rythmes biologiques des personnes ou aux besoins fonctionnels de l'espace.

2

Promotes efficient space management and energy savings
Favorise la gestion efficace de l'espace et les économies d'énergie

Collects information on the installation, allowing users to plan, adapt and improve the available resources.

Recueille des informations sur l'installation, ce qui permet de planifier, d'adapter et d'améliorer les ressources disponibles.

3

Bolsters your organisation and improves user experience
Dynamise votre organisation et améliore l'expérience des utilisateurs

Creates flexible, dynamic spaces, which become yet another communication tool, improving users' perception in the space.

Crée des espaces flexibles et dynamiques, qui se transforment en outil de communication supplémentaire, améliorant ainsi la perception des utilisateurs dans l'espace.



Functionalities

Fonctionnalités



Ambiances and well-being

Atmosphères et bien-être

Create endless ambiances and achieve a flexible, dynamic environment.

Créez d'infinies atmosphères et facilitez un environnement flexible et dynamique.



Energy saving

Économies d'énergie

Learn different strategies to maximise energy efficiency.

Cernez les différentes stratégies pour maximiser l'efficacité énergétique.



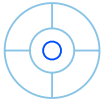
We adapt to any lighting need, regardless of the space, in order to offer unique solutions and bring the benefits of control and connectivity to our customers.

Nous répondons à n'importe quel besoin d'éclairage, quel que soit l'espace, pour pouvoir offrir à nos clients des solutions uniques et leur faire bénéficier des atouts du contrôle et de la connectivité.



Light ambiences and well-being

Ambiances lumineuses et bien-être



With a lighting control system and the option of adjusting the luminaires' intensity or colour temperature (Tunable White), the space is more flexible and dynamic, meaning it can adapt to changing needs.

Avec un système de contrôle de l'éclairage et la possibilité de varier l'intensité ou la température de couleur des luminaires (Tunable White), l'espace gagne en flexibilité et en dynamisme pour s'adapter à l'évolution des besoins.



Induver Offices, Project Nekton

Infinite Up & Down luminaires with TW + Sensor + Casambi Ready technology, capable of adapting the colour hues to every hour of the day following the circadian cycle.

Luminaires Infinite Up & Down avec technologie TW + capteur + Casambi Ready, capables d'adapter la tonalité de couleur à chaque heure du jour en suivant le rythme circadien.

Select the option that is best suited to your project

Choisissez l'option la mieux adaptée à votre projet

① Standalone

② Casambi

③ DALI2

①

②

③

- RGB or RGBW colour control
Contrôle de la couleur RGB ou RGBW
- TW regulation (2700K, 6500K)
Réglage TW (2700 K 6500 K)
- Switch-on by presence
Allumage en fonction de la présence
- Adjustment by brightness
Réglage en fonction de la luminosité
- Control via APP
Contrôle via l'application
- Light scenes
Scènes lumineuses
- Circadian Cycle
Rythme circadien
- Hourly programmes and calendar
Programmations horaires et calendaires
- Integrable via API
Intégrable via API
- Integrable BMS via BACnet
Intégrable BMS via BACnet

Energy saving

Économies d'énergie



Institut Vilablareix, Girona 2022.

Infinite luminaires with Stand Alone sensor, configured with the Ready To service based on the customer's control needs.

Luminaires Infinite avec capteur autonome Stand Alone, configurés à l'aide du service Ready To, selon les besoins de contrôle de présence du client.

A reduction in energy consumption is achieved thanks to the pairing of efficient lighting and a control system. Systems that allow data to be collected and energy-saving strategies to be implemented based on occupancy and improved use of natural light and the available resources.

La réduction de la consommation d'énergie s'obtient en alliant éclairage efficace et système de contrôle. Grâce à des dispositifs qui permettent de recueillir des données et d'établir des stratégies d'économie en fonction de l'occupation, ainsi que de mieux tirer parti de la lumière naturelle et des ressources disponibles.

Energy-saving strategies

Stratégies d'économies d'énergie

- Dimmable and adjustable lighting according to people's or the situation's needs. Savings of up to 20%
Éclairage variable et réglable en fonction des besoins de la personne ou de la situation. Jusqu'à 20 % d'économies
- Control via occupancy. Switch-on with several levels of adjustment based on occupancy or absence. Savings of up to 30%
Contrôle par l'occupation. Allumage de plusieurs niveaux de variation en fonction de l'occupation ou de l'absence. Jusqu'à 30 % d'économies
- Adjustment via constant light control based on the entry of natural light. Savings of up to 30%
Réglage par contrôle de lumière constante en fonction de l'apport de lumière naturelle. Jusqu'à 30 % d'économies



Loom, Barcelona 2020-2022.


Illumination control D41i. Intensity 80%. Scene with occupation.

Contrôle de l'éclairage D41i. Intensité 80%. Scène avec occupation.



Intensity 25%. Scene without occupation.

Intensité 25%. Scène inoccupée.



Iberspa, 2022.
Casambi lighting control. Daytime slot.
Contrôle de l'éclairage Casambi. Plage horaire de jour.



Night-time slot.
Plage horaire de nuit.

Select the option that is best suited to your project

Choisissez l'option la mieux adaptée à votre projet

① Standalone

② Casambi / DALI2

③ D4i

①

- Adjustment according to occupancy
Réglage selon l'occupation
- Adjustment according to amount of natural light
Réglage selon le niveau de lumière naturelle
- Static scenes and reproduction of moving scenes
Scènes statiques et lecture de scènes en mouvement
- Hourly programmes and calendar
Programmations horaires et calendaires
- Remote control installation
Commande de l'installation à distance
- Integrable BMS via BACnet
Intégrable BMS via BACnet

②

- Integrable via API
Intégrable via API
- Collection of occupancy data
Collecte des données d'occupation
- Preventive maintenance
Entretien préventif

③

- Energy-saving graphs
Graphiques d'économies d'énergie

Connectivity solutions Solutions connectées

DALI2

Lighting control and connectivity solution based on the DALI2 standard (includes compatibility with DT8 drivers)

Solution de contrôle et de connectivité fondée sur la norme DALI2 (comprend la compatibilité avec les drivers DT8)

Functionalities Fonctionnalités

In one installation, major energy savings can be achieved through functionalities such as point-to-point management of luminaires, groups, scenes, constant light control, circadian cycle, occupancy control and hourly programmes, among other features. It enables you to calculate the hours of operation and consumption of each luminaire, thus enabling preventive maintenance. Malfunction alerts can be sent to your inbox. Since the programming is personalised, the possibilities are unlimited. Programming is done via on-site programming software or web server. Within this programming it is also possible to view the installation and luminaires on a map in an up-to-date and real-time manner.

Permet de réaliser de grandes économies d'énergie dans une installation, grâce à des fonctionnalités telles que la gestion point par point des luminaires, la gestion des groupes et des scènes, le contrôle de lumière constante, le rythme circadien, le contrôle selon l'occupation et les programmations horaires, entre autres. Le système permet de calculer les heures de fonctionnement et la consommation de chaque luminaire pour pouvoir ainsi assurer un entretien préventif réactif. Les alertes de défaillance peuvent être envoyées à une adresse électronique. Comme il s'agit d'une programmation personnalisée pour chaque besoin, les possibilités sont illimitées. La programmation s'effectue via un logiciel de programmation sur place ou via un serveur web. Dans le cadre de cette programmation, il est également possible de visualiser l'installation et les luminaires de manière réelle et actualisée sur plan.



CNTEC, Girona 2020.

Select the option that is best suited to your project
 Choisissez l'option la mieux adaptée à votre projet

- ① Essential
- ② Performance
- ③ Advanced

①

②

③

- Calendar, groups, scenes, presence and brightness sensors
 Calendrier, groupes, scènes, capteurs de présence et de luminosité
- Circadian cycle and Tunable White luminaires
 Rythme circadien et luminaires Tunable White
- Compatible with emergency luminaire licence
 Compatible avec licence pour luminaires de secours
- Compatible with BACnet licence
 Compatible avec licence BACnet
- Linkable system up to 5 Advance controllers (can be viewed as 1 single controller)
 Système pouvant relier jusqu'à 5 contrôleurs Advance (permet l'affichage comme un seul contrôleur)

DALI2 devices
Dispositifs DALI2

		L x W x H mm	IP	V in F (Hz)	Lums. max.	W max	Protocol	Code
	DALI2 Essential Controller Contrôleur DALI2 Essential	160 x 91 x 62	20	110-240 V 50-60 Hz	64 x 3 OUTPUT DALI2	DALI BUS OUTPUT 200 mA x3	DALI2	71-B102-00-00
	DALI2 Performance Controller Contrôleur DALI2 Performance	160 x 91 x 62	20	110-240 V 50-60Hz	64 x 3 OUTPUT DALI2	DALI BUS OUTPUT 200 mA x3	DALI2	71-B103-00-00
	DALI2 Advance Controller Contrôleur DALI2 Advance	160 x 91 x 62	20	110-240 V 50-60 Hz	64 x 3 OUTPUT DALI2	DALI BUS OUTPUT 200 mA x3	DALI2	71-B104-00-00
	DALI2 sensor for recessing Capteur DALI2 encastré	46,7 Ø 58 x 65,4	20	DALI2 9,5-22,5 V	–	9 mA	DALI2	71-B098-00-00
	DALI2 sensor for surface Capteur DALI2 en saillie	96,3 Ø x 36,6	20	DALI2 9,5-22,5 V	–	9 mA	DALI2	71-B100-00-00
	4 digital signal converter Convertisseur 4 signaux numériques	7,7 x 28,2 x 14,6	20	DALI2 9,5-22,5 V	–	10 mA	DALI2	71-B099-00-00
	DALI actuator relay Relais actionneur DALI	92,5 x 62	20	220-240 V 50/60 Hz	–	2 mA / 6A	DALI2	71-B101-00-00
	BACnet 500 variable licence Licence BACnet 500 variables							71-B118-00-00
	Emergency Licence 100 luminaires Licence Urgence 100 luminaires							71-B117-00-00

Bluetooth Casambi

Lighting control solution using the Bluetooth Mesh protocol with direct control from a smartphone or tablet, with no additional components required. The system's ease of use makes it suitable for any user. Its application is ideal for flexible, dynamic settings where a high level of interaction with luminaires is required. Solution de contrôle d'éclairage fondée sur le protocole Bluetooth Mesh avec commande directe par smartphone ou tablette, sans nécessité d'ajouter aucun élément supplémentaire. La facilité d'utilisation du système le rend valable pour tout utilisateur. Son application est idéale pour les environnements flexibles et dynamiques, où une grande interaction avec les luminaires est nécessaire.



Brondebury Park Synagogue, London 2022.

Functionalities Fonctionnalités



- Individual luminaire control and point-to-point adjustment
Contrôle individuel des luminaires et réglage point par point
- Creation of luminaire groups
Création de groupes de luminaires
- Adjustment according to calendar
Réglage en fonction du calendrier
- Colour-temperature control
Contrôle de la température de couleur
- Circadian cycle
Rythme circadien
- Adjustment according to amount of natural light
Réglage selon le niveau de lumière naturelle

Technology

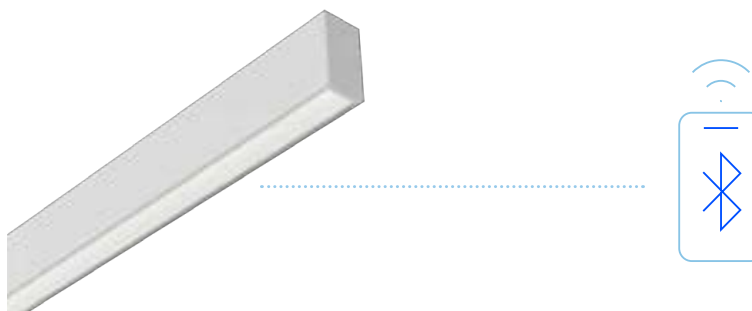
Technologie

Bluetooth Low energy

Bluetooth Low energy

A solution based on Bluetooth technology used in smartphones and tablets. This allows for direct communication between luminaire/controller and mobile device, without the need to use any other physical components.

Solution fondée sur la technologie Bluetooth, qui est déjà intégrée aux dispositifs mobiles tels que smartphones et tablettes. Cela permet une communication directe entre luminaire/contrôleur et dispositif mobile, sans nécessité d'ajouter aucun élément physique supplémentaire pour le contrôler.



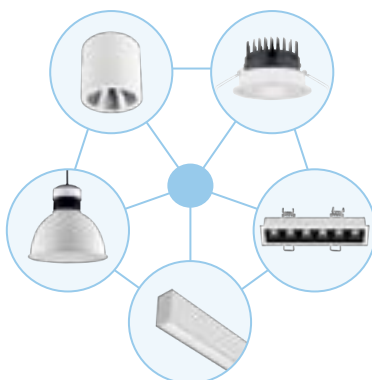
Wireless Mesh Network

Wireless Mesh Network

(Réseau maillé sans fil)

A scalable system that makes it possible to create a made-to-measure information network (nodes) which devices can be added to. The system intelligence is replicated in each node, meaning that if one node is removed, the rest of the system can still function. With this mesh system and Bluetooth technology, an internet connection is not required for local control.

Système évolutif qui permet de créer un réseau d'information (nœuds) à mesure que l'on ajoute des dispositifs. L'intelligence du système se reproduit sur chaque nœud, de manière que si un nœud disparaît, le reste du système continue de fonctionner. Grâce à ce système maillé et à la technologie Bluetooth, il n'est pas nécessaire de disposer d'une connexion Internet pour un contrôle local.




Casambi Ecosystem

Écosystème Casambi

The Casambi ecosystem ensures interoperability between different products like sensors and switches.










L'écosystème Casambi permet une grande interopérabilité entre différents produits tels que capteurs, interrupteurs, etc.



Bluetooth Casambi devices

Dispositifs Bluetooth Casambi

		L x W x H mm	IP	V in F (Hz)	Lums. DALI	W max	Protocol	Code
	0-10V – DALI dimmer Variateur 0-10 V – DALI	56 x 36 x 22	20	220-240V 50-60Hz	1	–	0-10 / DALI	71-5961-00-00
	Trailing Edge dimmer Variateur trailing edge	40 x 36 x 14	20	100-240V 50-60Hz	1	150W	Trailing edge	71-5959-00-00
	4 ch PWM dimmer Variateur 4 canaux PWM	72,6 x 30 x 18	20	12-24V DC	1	72W 12V DC, 144W 24V DC	PWM 4 canaux	71-8050-00-00
	1 ch PWM dimmer Variateur 1 canal PWM	45 x 58 x 19	20	100-240V 50-60Hz	1	120W 12V DC, 240W 24V DC	PWM 1 canal	71-A857-00-00
	PWM one-channel 24V power supply Source d'alimentation PWM de 1 canal 24 V	191 x 63 x 37,5	67		1	120W 24V	PWM 1 canal	71-A242-00-00
	IP65 box power supply and 4-channel PWM dimmer Boîtier IP65 Source d'alimentation et variateur PWM 4 canaux	253 x 342 x 132	65	100-277V 50-60Hz		144W, 24V DC	PWM 4 canaux	71-E300-00-00
	DALI Broadcast dimmer Variateur DALI Broadcast	38 x 38 x 26	64	100-240V 50-60Hz	50	100mA DALI	DALI Dt8 Broadcast	71-A301-00-00
	DALI Broadcast dimmer 8 groups Variateur DALI Broadcast 8 groupes	180 x 42 x 25	20	24-48V DC	64	250mA Bus DALI	DALI 8 grupos Bus DALI	71-A239-00-00
	Track Low Voltage compatible DALI controller Variateur DALI compatible avec Track Low Voltage	143 x 18 x 59	20	24-48V DC	64	250mA Bus DALI	DALI Broadcast	71-8115-00-00
	White track DALI Broadcast dimmer Variateur DALI Broadcast sur rail blanc	91 x 45 x 124	20	100-240V 50-60Hz	64	250mA Bus DALI	DALI Broadcast	71-A243-14-14
	Black track DALI Broadcast dimmer Variateur DALI Broadcast sur rail noir	91 x 45 x 124	20	100-240V 50-60Hz	64	250mA Bus DALI	DALI Broadcast	71-A243-60-60
	Casambi DALI converter IP66 Convertisseur Casambi DALI IP66	108 x 62 x 108	66	100-240V 50-60Hz	64	150mA Bus DALI	DALI Broadcast	71-A237-00-00
	Casambi DMX converter IP66 Convertisseur Casambi DMX IP66	108 x 62 x 10	66	100-240V 50-60Hz	–	–	DMX Broadcast	71-A238-00-00
	DALI Casambi controller Contrôleur DALI Casambi	40 x 36 x 14	20	9,5-22,5V DC	–	DALI	–	71-8051-00-00
	On Off relay Relais On Off	50 x 120 x 32	40	100-240 50-60Hz	–	1500 W	On Off	71-A300-00-00

		L x W x H mm	IP	V in F (Hz)	Lums. DALI	W max	Protocol	Code
	Recessed sensor Brightness and presence with DALI output Capteur d'encastrement Luminosité et présence avec sortie DALI	Ø 76 x 69	40	230V 50Hz	10	1500W, 20mA bus DALI	DALI Broadcast	71-A696-00-00
	Presence and brightness sensor Détecteur de présence et de luminosité	Ø 85 x 88	20	220-240V 50Hz	-	-	-	71-8049-00-00
	Black three-phase track presence and brightness sensor Capteur de présence et de luminosité sur rail triphase noir	70 x 59 x 39	IP20	220-240V 50Hz	-	-	-	71-A241-60-60
	White three-phase track presence and brightness sensor Capteur de présence et de luminosité sur rail triphase blanc	70 x 59 x 39	20	220-240V 50Hz	-	-	-	71-A241-14-14
	Black Casambi button panel Commande Casambi noire	90 x 90 x 12	20	Bateria CR2430	-	-	-	71-8053-00-00
	White Casambi button panel Commande Casambi blanche	90 x 90 x 12	20	Bateria CR2430	-	-	-	71-A240-00-00
	White Enocan switch panel 1 button Boitier de commande Enocan 1 bouton blanc	80 x 86 mm	20	-	-	-	-	71-B113-00-00
	Casambi Timer for time scheduling Timer Casambi pour programmations horaires	45 x 58 x 25	20	45 x 12-48 x 25	-	-	-	71-8052-00-00
	Power supply 12W a 12V Source d'alimentation 12W a 12V	Ø 51 x 28	20	220-240V	-	-	-	71-B416-00-00
	4 digital signal converter Convertisseur 4 signaux numériques	Ø 53 x 21	20	230V 50Hz	-	max.10 mA	Potential-free digital inputs Entrées numériques sans potentiel	71-A302-00-00

Light for Life

Lighting control solution based on wireless Bluetooth technology/wi-fi*, depending on the type of product. It can be directly controlled from your smartphone using the app Light for Life — a fast and easy-to-use application. This system is also compatible with all major voice assistants.



Solution de contrôle d'éclairage fondée sur la technologie sans fil Bluetooth/Wi-Fi*, en fonction du type de produit. Permet le contrôle direct par smartphone, à l'aide Light for Life, une application rapide et facile à utiliser. En outre, le système est compatible avec les principaux assistants vocaux.






Functionalities Fonctionnalités




























- Individually control the luminaires directly from a smartphone
Contrôle individuel des luminaires directement à partir d'un smartphone
- Control the colour temperature and luminaires' RGB
Contrôle de la température de couleur et RGB des luminaires
- Create scenes that set the mood at any given time
Création de scènes pour ajuster l'atmosphère idéale à chaque moment
- Timer for automatic activation
Programmations horaires pour activations automatiques

Light for Life accessories Accessoires Light for Life




























		L x W x H mm	IP	V in F (Hz)	Lum. max.	W max.	Protocol	Code
	Controller 0/1-10V or DALI Variateur 0/1-10 V ou DALI	100 x 38 x 21	20	110-240V 50-60Hz	0-10V: max 10 DALI: max 20	0-10V: max 1000W (220V) max 500W (110V)	0/1-10V DALI	71-8218-00-00
	ON/OFF relay Relais ON-OFF (marche/arrêt)	88 x 39 x 23	20	110-240V 50-60Hz	-	1100W for 110V	On-Off	71-A189-00-00

		LED	Tc	P (W)	Lm	V	Hz	Protocol	Optics	Code
	E27 RGBW Wi-Fi light bulb Ampoule E27 RGBW WiFi	E27	RGBW	12	950*	220-240V	50Hz	Light for Life	180°	71-8219-00-00
	GU10 TW Wi-Fi light bulb Ampoule WiFi GU10 TW	GU10	TW	5	345*	220-240V	50Hz	Light for Life	180°	71-8220-00-00
	E14 TW Wi-Fi light bulb Ampoule E14 TW WiFi	E14	TW	5	470*	220-240V	50Hz	Light for Life	200°	71-8221-00-00





















Finishes / Finitions

	00	White	Blanc
	01	Gold	Or
	05	Black	Noir
	06	Copper	Cuivre
	08	Green	Vert
	12	Fumé	Fumé
	14	White	Blanc
	15	Amber	Ambré
	21	Chrome	Chrome
	23	Gold	Or
	27	Brass	Laitonné
	34	Grey	Gris
	37	Transparent	Transparent
	45	Matte black anodised	Noir mat anodisé
	55	Alabaster	Albâtre
	60	Black	Noir
	81	Satin nickel	Nickel satiné
	92	Dark ash	Frêne foncé
	93	Light ash	Frêne clair
	AH	Silver	Argent
	AP	Gold	Or
	BW	White	Blanc
	BY	Sand	Sable
	B8	Satin glass	Verre satiné
	CI	Brown	Marron
	CS	Cement grey	Gris ciment
	CT	Painted rust	Oxyde peint





Finishes / Finitions

	DC	Cement	Ciment
	DL	Gold	Or
	DN	Matte gold	Or mat
	DO	Polished brass	Laiton poli
	EF	Gold	Or
	EK	Dark gray	Gris foncé
	EL	White perforated fabric	Tissu blanc perforé
	EM	Stone grey	Gris pierre
	EQ	Light brown	Brun clair
	ES	Natural rattan	Rotin naturel
	ET	Painted gold	Or peint
	EU	Gloss White	Blanc brillant
	EV	Gloss Black	Noir brillant
	EX	Olive grey	Gris olive
	E4	Patina	Patiné
	F1	Sandblasted glass	Verre sablé
	F5	Gold	Or
	F9	Sandblasted	Sablé
	GA	Light grey felt	Feutre gris clair
	GB	Dark grey felt	Feutre gris foncé
	G5	Painted glass white interior	Verre peint blanc intérieur
	H13W	Black	Noir
	K3	Mirror glass	Verre miroir
	M1	Opal white	Blanc opale
	M3	Anodised	Anodisé
	S2	Satin aluminium	Aluminium satiné
	T007	White	Blanc

Symbols / Symboles

	New feature	Nouveauté
	Structure material	Matériau de la structure
	Diffuser material	Matériau du diffuseur
	Hours of life	Heures de vie
	MacAdam	MacAdam
	Class I	Classe I
	Class II	Classe II
	Luminaires with built-in connectivity.	Luminaires à connectivité intégrée.
	Luminaires with built-in connectivity.	Luminaires à connectivité intégrée.
	Luminaires that can be connected using a connectivity accessory.	Luminaires pouvant intégrer la connectivité à l'aide d'un accessoire connecté.
	Luminaires that can be connected using a connectivity accessory.	Luminaires pouvant intégrer la connectivité à l'aide d'un accessoire connecté.
	Equipment included	Équipement compris
	The fixings can be used on ceilings of between Xmm and Xmm	Les fixations permettent d'installer le modèle sur des plafonds de X à X mm
	Recess diameter	Diamètre d'encastrement
	Recess dimensions	Coupe d'encastrement
	A coding system that shows the degree of protection that a cover provides against the penetration of solid objects or dust and liquids	Système de codification permettant d'indiquer le degré de protection procuré par une enveloppe contre la pénétration de corps solides, poussières et liquides
	CCT switch	Interrupteur CCT
	Luminaire suitable for installation in marine environments.	Luminaire adapté pour une installation en milieu marin.
	USB port	Connexion USB
	USB-C port	Connexion USB-C
	Wireless	Sans fil
	Adjustable	Orientable
	Adjustable	Orientable
	Adjustable	Orientable
	Adjustable	Orientable
	Adjustable	Orientable

Symbols / Symboles

	Adjustable	Orientable
	Adjustable	Orientable
	On/off switch	Interrupteur on/off
	Double on/off switch	Interrupteur double allumage
	Light switch on cable	Interrupteur d'allumage sur le câble
	3x magnifying mirror	Miroir grossissant x 3
	Anti-fog. System included to prevent the mirror being obscured by steam.	Antibuée. Système inclus pour empêcher le miroir de s'embuer avec de la vapeur d'eau.
	The safety backing is a film applied to the reverse of the mirrors to prevent injury caused by glass in the event of breakage.	Le revêtement arrière de sécurité est un film appliqué au dos des miroirs pour éviter les blessures dues au verre en cas de casse.

Materials / Matériaux

ABS	ABS	ABS
ACR	Acrylic	Acrylique
AISI304	Stainless steel AISI304	Acier inoxydable AISI 304
AL	Aluminium	Aluminium
ALAB	Alabaster	Albâtre
BR	Brass	Laiton
CON	Concrete	Ciment
FELT	Felt	Feutre
GLA	Glass	Verre
MAR	Marble	Marbre
MIR	Mirror	Miroir
PBT	Polystyrene	Polystyrène
PC	Polycarbonate	Polycarbonate
PC+ABS	Polycarbonate + ABS	Polycarbonate + ABS
PLABS	Plastic	Plastique
PLSTER	Plaster	Plâtre
PMMA	Methacrylate	PMMA
PUR	Polyurethane	Polyuréthane
PVC	PVC	PVC
RATAN	Rattan	Rotin
ST	Steel	Acier
TEX	Textile	Textile
WASHI	Japanese paper	Papier japonais
WOOD	Wood	Bois

References Index / Index des références

Reference Référence	Page Page.	Reference Référence	Page Page.	Reference Référence	Page Page.	Reference Référence	Page Page.
00-0001-XX-XX	146	00-6000-XX-XX	119	00-7397-XX-XX	183	00-8248-XX-XX	049
00-0002-XX-XX	146	00-6001-XX-XX	119	00-7398-XX-XX	185	00-8261-XX-XX	050
00-0073-XX-XX	227	00-6002-XX-XX	119	00-7399-XX-XX	185	00-8271-XX-XX	050
00-0641-XX-XX	146	00-6010-XX-XX	114	00-7400-XX-XX	184	00-8276-XX-XX	052
00-0642-XX-XX	146	00-6011-XX-XX	114	00-7401-XX-XX	184	00-8280-XX-XX	053
00-1640-XX-XX	208	00-6012-XX-XX	115	00-7402-XX-XX	186	00-8285-XX-XX	053
00-2726-XX-XX	157	00-6013-XX-XX	115	00-7403-XX-XX	186	00-8292-XX-XX	049
00-2727-XX-XX	157	00-6014-XX-XX	154	00-7404-XX-XX	185	00-8296-XX-XX	050
00-3642-XX-XX	147	00-6017-XX-XX	106	00-7405-XX-XX	185	00-8299-XX-XX	050
00-3646-XX-XX	147	00-6018-XX-XX	106	00-7588-XX-XX	199	00-8301-XX-XX	053
00-3647-XX-XX	147	00-6019-XX-XX	108	00-7589-XX-XX	199	00-8302-XX-XX	135
00-3648-XX-XX	147	00-6020-XX-XX	108	00-7590-XX-XX	199	00-8303-XX-XX	135
00-3649-XX-XX	147	00-6021-XX-XX	107	00-7591-XX-XX	199	00-8304-XX-XX	135
00-3685-XX-XX	209	00-6066-XX-XX	108	00-7614-XX-XX	129	00-8305-XX-XX	135
00-4037-XX-XX	163	00-6067-XX-XX	108	00-7615-XX-XX	129	00-8306-XX-XX	135
00-4925-XX-XX	213	00-6303-XX-XX	125	00-7685-XX-XX	125	00-8307-XX-XX	135
00-4926-XX-XX	213	00-6304-XX-XX	125	00-7686-XX-XX	125	00-8317-XX-XX	107
00-5275-XX-XX	155	00-6305-XX-XX	125	00-7687-XX-XX	125	00-8337-XX-XX	225, 481
00-5346-XX-XX	215	00-6306-XX-XX	124	00-7688-XX-XX	125	00-8348-XX-XX	193
00-5347-XX-XX	215	00-6307-XX-XX	124	00-7689-XX-XX	125	00-8364-XX-XX	193
00-5348-XX-XX	216	00-6308-XX-XX	124	00-7690-XX-XX	125	00-8365-XX-XX	193
00-5349-XX-XX	216	00-6314-XX-XX	125	00-7691-XX-XX	124	00-8366-XX-XX	186
00-5350-XX-XX	217	00-6315-XX-XX	125	00-7692-XX-XX	124	00-8367-XX-XX	186
00-5351-XX-XX	217	00-6316-XX-XX	125	00-7693-XX-XX	124	00-8368-XX-XX	193
00-5456-XX-XX	227	00-6317-XX-XX	124	00-7694-XX-XX	124	00-8369-XX-XX	193
00-5478-XX-XX	211	00-6318-XX-XX	124	00-7695-XX-XX	124	00-8370-XX-XX	187
00-5479-XX-XX	211	00-6319-XX-XX	124	00-7696-XX-XX	124	00-8371-XX-XX	187
00-5574-XX-XX	215	00-6452-XX-XX	114	00-7727-XX-XX	153	00-8372-XX-XX	194
00-5575-XX-XX	215	00-6454-XX-XX	114	00-7728-XX-XX	153	00-8373-XX-XX	194
00-5576-XX-XX	216	00-6455-XX-XX	114	00-7729-XX-XX	153	00-8374-XX-XX	187
00-5577-XX-XX	216	00-6457-XX-XX	114	00-7730-XX-XX	153	00-8375-XX-XX	187
00-5578-XX-XX	217	00-6458-XX-XX	115	00-7731-XX-XX	153	00-8376-XX-XX	194
00-5579-XX-XX	217	00-6460-XX-XX	115	00-7732-XX-XX	153	00-8377-XX-XX	194
00-5678-XX-XX	229	00-6461-XX-XX	115	00-7898-XX-XX	223	00-8378-XX-XX	188
00-5693-XX-XX	143	00-6463-XX-XX	115	00-7899-XX-XX	223	00-8379-XX-XX	188
00-5694-XX-XX	143	00-6666-XX-XX	108	00-7900-XX-XX	223	00-8380-XX-XX	195
00-5695-XX-XX	143	00-6667-XX-XX	108	00-7901-XX-XX	223	00-8381-XX-XX	194
00-5696-XX-XX	143	00-6668-XX-XX	109	00-7902-XX-XX	223	00-8382-XX-XX	188
00-5977-XX-XX	215	00-6669-XX-XX	109	00-7903-XX-XX	223	00-8383-XX-XX	189
00-5978-XX-XX	216	00-6670-XX-XX	139	00-7904-XX-XX	223	00-8384-XX-XX	195
00-5979-XX-XX	217	00-6671-XX-XX	139	00-7905-XX-XX	223	00-8385-XX-XX	195
00-5980-XX-XX	163	00-7382-XX-XX	143	00-7977-XX-XX	445	00-8386-XX-XX	189
00-5981-XX-XX	211	00-7383-XX-XX	143	00-7979-XX-XX	445	00-8387-XX-XX	189
00-5982-XX-XX	211	00-7384-XX-XX	143	00-7980-XX-XX	445	00-8388-XX-XX	195
00-5989-XX-XX	215	00-7385-XX-XX	143	00-7981-XX-XX	445	00-8389-XX-XX	195
00-5990-XX-XX	215	00-7388-XX-XX	182	00-7984-XX-XX	205	00-8391-XX-XX	167
00-5991-XX-XX	216	00-7389-XX-XX	182	00-7985-XX-XX	205	00-8392-XX-XX	167
00-5992-XX-XX	216	00-7390-XX-XX	183	00-7986-XX-XX	205	00-8393-XX-XX	167
00-5993-XX-XX	217	00-7391-XX-XX	183	00-7992-XX-XX	233	00-8394-XX-XX	167
00-5994-XX-XX	217	00-7392-XX-XX	182	00-7993-XX-XX	233	00-8395-XX-XX	167
00-5995-XX-XX	215	00-7393-XX-XX	182	00-8107-XX-XX	175	00-8396-XX-XX	167
00-5996-XX-XX	216	00-7394-XX-XX	184	00-8108-XX-XX	175	00-8403-XX-XX	171
00-5997-XX-XX	217	00-7395-XX-XX	184	00-8109-XX-XX	235	00-8404-XX-XX	171
00-5999-XX-XX	119	00-7396-XX-XX	183	00-8110-XX-XX	235	00-8405-XX-XX	171

References Index / Index des références

Reference Référence	Page Page.	Reference Référence	Page Page.	Reference Référence	Page Page.	Reference Référence	Page Page.
00-8406-XX-XX	171	00-A070-XX-XX	051	05-1793-XX-XX	374	05-7562-XX-XX	307
00-8410-XX-XX	063	00-A071-XX-XX	051	05-1794-XX-XX	374	05-7563-XX-XX	307
00-8411-XX-XX	063	00-A072-XX-XX	050	05-1796-XX-XX	374	05-7564-XX-XX	307
00-8412-XX-XX	064	00-A073-XX-XX	050	05-1798-XX-XX	374	05-7573-XX-XX	367
00-8413-XX-XX	064	00-A074-XX-XX	050	05-2019-XX-XX	370	05-7574-XX-XX	367
00-8414-XX-XX	063	00-A075-XX-XX	050	05-2703-XX-XX	372	05-7575-XX-XX	367
00-8415-XX-XX	063	00-A076-XX-XX	051	05-2704-XX-XX	372	05-7576-XX-XX	367
00-8513-XX-XX	161	00-A077-XX-XX	051	05-2705-XX-XX	372	05-7582-XX-XX	308
00-8514-XX-XX	161	00-A078-XX-XX	051	05-2706-XX-XX	345	05-7588-XX-XX	309
00-8527-XX-XX	106	00-A079-XX-XX	051	05-2759-XX-XX	343	05-7606-XX-XX	323
00-8528-XX-XX	106	00-A080-XX-XX	052	05-2830-XX-XX	347	05-7641-XX-XX	375
00-8533-XX-XX	109	00-A081-XX-XX	052	05-2831-XX-XX	347	05-7642-XX-XX	375
00-8534-XX-XX	109	00-A082-XX-XX	052	05-3220-XX-XX	365	05-7723-XX-XX	269
00-8535-XX-XX	109	00-A083-XX-XX	052	05-3980-XX-XX	371	05-7742-XX-XX	285
00-8536-XX-XX	109	00-A084-XX-XX	052	05-4394-XX-XX	363	05-7830-XX-XX	475
00-8537-XX-XX	107	00-A085-XX-XX	052	05-4401-XX-XX	373	05-7831-XX-XX	475
00-A008-XX-XX	199	00-A086-XX-XX	052	05-4755-XX-XX	344	05-7832-XX-XX	475
00-A009-XX-XX	199	00-A087-XX-XX	052	05-5085-XX-XX	281	05-7833-XX-XX	475
00-A010-XX-XX	199	00-A088-XX-XX	049	05-5296-XX-XX	349	05-7834-XX-XX	475
00-A011-XX-XX	199	00-A089-XX-XX	049	05-5306-XX-XX	313	05-7975-XX-XX	353
00-A024-XX-XX	094	00-A090-XX-XX	049	05-5307-XX-XX	313	05-7976-XX-XX	353
00-A025-XX-XX	094	00-A091-XX-XX	049	05-5478-XX-XX	262	05-7982-XX-XX	341
00-A026-XX-XX	095	00-A092-XX-XX	049	05-5693-XX-XX	295	05-7983-XX-XX	473
00-A027-XX-XX	095	00-A093-XX-XX	049	05-5956-XX-XX	362	05-8102-XX-XX	279
00-A028-XX-XX	096	00-A094-XX-XX	049	05-5964-XX-XX	368	05-8103-XX-XX	279
00-A041-XX-XX	096	00-A095-XX-XX	049	05-5965-XX-XX	368	05-8104-XX-XX	279
00-A042-XX-XX	094	00-A096-XX-XX	053	05-6024-XX-XX	338	05-8249-XX-XX	047
00-A043-XX-XX	094	00-A097-XX-XX	053	05-6069-XX-XX	369	05-8250-XX-XX	047
00-A044-XX-XX	095	00-A098-XX-XX	053	05-6193-XX-XX	342	05-8255-XX-XX	047
00-A045-XX-XX	095	00-A099-XX-XX	053	05-6395-XX-XX	477	05-8279-XX-XX	048
00-A046-XX-XX	096	00-A100-XX-XX	054	05-6396-XX-XX	477	05-8329-XX-XX	325
00-A047-XX-XX	096	00-A101-XX-XX	054	05-6397-XX-XX	477	05-8335-XX-XX	261
00-A048-XX-XX	094	00-A102-XX-XX	054	05-6398-XX-XX	477	05-8336-XX-XX	261
00-A049-XX-XX	094	00-A103-XX-XX	054	05-6420-XX-XX	331	05-8337-XX-XX	481
00-A050-XX-XX	095	00-A104-XX-XX	055	05-6421-XX-XX	331	05-8338-XX-XX	481
00-A051-XX-XX	095	00-A105-XX-XX	055	05-6424-XX-XX	333	05-8339-XX-XX	337
00-A052-XX-XX	096	00-A106-XX-XX	055	05-6428-XX-XX	332	05-8348-XX-XX	303
00-A053-XX-XX	096	00-A107-XX-XX	055	05-6488-XX-XX	339	05-8356-XX-XX	290
00-A054-XX-XX	050	00-A108-XX-XX	054	05-7366-XX-XX	348	05-8357-XX-XX	290
00-A055-XX-XX	050	00-A109-XX-XX	054	05-7367-XX-XX	348	05-8358-XX-XX	293
00-A056-XX-XX	052	00-A110-XX-XX	054	05-7370-XX-XX	361	05-8359-XX-XX	290
00-A057-XX-XX	053	00-A111-XX-XX	054	05-7380-XX-XX	321	05-8360-XX-XX	291
00-A058-XX-XX	049	00-A112-XX-XX	054	05-7381-XX-XX	321	05-8361-XX-XX	290
00-A059-XX-XX	053	00-A113-XX-XX	054	05-7382-XX-XX	321	05-8362-XX-XX	291
00-A060-XX-XX	049	00-A114-XX-XX	054	05-7383-XX-XX	321	05-8363-XX-XX	291
00-A061-XX-XX	050	00-A115-XX-XX	054	05-7385-XX-XX	295	05-8390-XX-XX	315
00-A062-XX-XX	050	00-A116-XX-XX	055	05-7387-XX-XX	250, 314, 482	05-8397-XX-XX	335
00-A063-XX-XX	053	00-A117-XX-XX	055	05-7388-XX-XX	299	05-8399-XX-XX	358
00-A064-XX-XX	051	00-A118-XX-XX	055	05-7389-XX-XX	299	05-8400-XX-XX	358
00-A065-XX-XX	051	00-A119-XX-XX	055				
00-A066-XX-XX	051	05-0070-XX-XX	370				
00-A067-XX-XX	051	05-0071-XX-XX	371				
00-A068-XX-XX	051	05-1507-XX-XX	478				
00-A069-XX-XX	051	05-1508-XX-XX	478				

References Index / Index des références

Reference Référence	Page Page.	Reference Référence	Page Page.	Reference Référence	Page Page.	Reference Référence	Page Page.
05-8401-XX-XX	358	10-8519-XX-XX	411	15-A127-XX-XX	246, 274	71-4695-XX-XX	219
05-8402-XX-XX	347	10-8540-XX-XX	417	15-A128-XX-XX	247, 275	71-5456-XX-XX	227
05-8507-XX-XX	335	10-A001-XX-XX	433	15-A129-XX-XX	247, 275	71-5959-XX-XX	167, 171, 213, 369
05-8509-XX-XX	327	10-A002-XX-XX	383	15-A130-XX-XX	247, 275	71-5961-XX-XX	107, 114, 115, 124, 125, 153, 171
05-8510-XX-XX	329	10-A003-XX-XX	383	15-A131-XX-XX	241	71-5967-XX-XX	227
05-8511-XX-XX	351	10-A004-XX-XX	383	15-A132-XX-XX	241	71-6022-XX-XX	106
05-8512-XX-XX	351	15-0073-XX-XX	263	15-A133-XX-XX	242	71-6196-XX-XX	206, 207
05-8515-XX-XX	319	15-0074-XX-XX	263	15-A134-XX-XX	242	71-7370-XX-XX	361
05-8540-XX-XX	355	15-4370-XX-XX	479	15-A135-XX-XX	243	71-7371-XX-XX	361
05-A000-XX-XX	368	15-4922-XX-XX	219, 251	15-A136-XX-XX	243	71-7372-XX-XX	361
05-A001-XX-XX	368	15-4924-XX-XX	219, 251	15-A137-XX-XX	241	71-7373-XX-XX	361
05-A006-XX-XX	369	15-6196-XX-XX	206, 248	15-A138-XX-XX	241	71-7374-XX-XX	361
05-A011-XX-XX	311, 471	15-6197-XX-XX	207, 249	15-A139-XX-XX	242	71-7375-XX-XX	361
05-A013-XX-XX	047	15-6429-XX-XX	483	15-A140-XX-XX	242	71-7376-XX-XX	361
05-A014-XX-XX	048	15-6433-XX-XX	207, 249	15-A141-XX-XX	243	71-7377-XX-XX	361
05-A015-XX-XX	047	15-7590-XX-XX	200	15-A142-XX-XX	243	71-7378-XX-XX	361
05-A016-XX-XX	047	15-7591-XX-XX	200	15-A143-XX-XX	241	71-7379-XX-XX	361
05-A017-XX-XX	048	15-7592-XX-XX	201	15-A144-XX-XX	241	71-7563-XX-XX	307
05-A018-XX-XX	048	15-7593-XX-XX	201	15-A145-XX-XX	242	71-7564-XX-XX	307
05-A019-XX-XX	048	15-7596-XX-XX	200	15-A146-XX-XX	242	71-7660-XX-XX	308
05-A020-XX-XX	047	15-7597-XX-XX	200	15-A147-XX-XX	243	71-8219-XX-XX	063, 064, 065, 066, 182, 183, 184, 185, 186, 187, 188, 189, 193, 194, 195, 208, 229, 233, 235, 299, 303, 319, 344, 351, 355, 358, 373, 395, 398, 399, 411, 417, 419, 455, 456, 457, 461, 465, 467, 479
05-A021-XX-XX	048	15-7598-XX-XX	201	15-A148-XX-XX	243	71-8220-XX-XX	062, 227, 261, 263, 341, 343, 405
05-A022-XX-XX	047	15-7599-XX-XX	201	20-7612-XX-XX	129	71-8221-XX-XX	067, 175, 308
05-A023-XX-XX	047	15-7602-XX-XX	200	20-7613-XX-XX	129	71-8318-XX-XX	106, 107, 108
05-A024-XX-XX	048	15-7603-XX-XX	200	25-1940-XX-XXXX	463	71-8332-XX-XX	427, 433
05-A025-XX-XX	048	15-7604-XX-XX	201	25-2934-XX-XX	451	71-8410-XX-XX	062
10-1523-XX-XX	403	15-7605-XX-XX	201	25-4755-XX-XX	456	71-8411-XX-XX	062
10-1940-XX-XXXX	415	15-7723-XX-XX	124	25-4759-XX-XX	467	71-8412-XX-XX	062
10-3273-XX-XX	404	15-7982-XX-XX	261	25-5076-XX-XXXX	462	71-8417-XX-XX	062
10-4755-XX-XX	399	15-8330-XX-XX	255	25-5693-XX-XX	453	71-8418-XX-XX	062
10-4759-XX-XX	419	15-8331-XX-XX	255	25-6420-XX-XX	454		
10-5076-XX-XXXX	413	15-8513-XX-XX	259	25-7385-XX-XX	453		
10-5693-XX-XX	397	15-8514-XX-XX	259	25-7582-XX-XX	455		
10-6010-XX-XX	385	15-A022-XX-XX	207, 249	25-7742-XX-XX	447		
10-6011-XX-XX	385	15-A023-XX-XX	207, 249	25-8102-XX-XX	449		
10-6420-XX-XX	402	15-A029-XX-XX	200	25-8106-XX-XX	457		
10-7385-XX-XX	397	15-A030-XX-XX	200	25-8350-XX-XX	467		
10-7582-XX-XX	398	15-A031-XX-XX	201	25-8394-XX-XX	444		
10-7606-XX-XX	401	15-A032-XX-XX	201	25-8520-XX-XX	461		
10-7607-XX-XX	401	15-A033-XX-XX	200	25-8521-XX-XX	461		
10-7742-XX-XX	393	15-A034-XX-XX	200	25-8522-XX-XX	461		
10-7982-XX-XX	405	15-A035-XX-XX	201	25-8540-XX-XX	465		
10-8102-XX-XX	389	15-A036-XX-XX	201	25-8566-XX-XX	444		
10-8106-XX-XX	395	15-A037-XX-XX	206, 248	25-8567-XX-XX	444		
10-8327-XX-XX	427	15-A038-XX-XX	207, 249	25-A001-XX-XX	439		
10-8350-XX-XX	419	15-A039-XX-XX	206, 248	25-A002-XX-XX	439		
10-8430-XX-XX	391	15-A040-XX-XX	207, 249	71-0073-XX-XX	227, 263, 343		
10-8516-XX-XX	411	15-A125-XX-XX	246, 274	71-0073-XX-XXX	227, 263, 343		
10-8518-XX-XX	411	15-A126-XX-XX	246, 274				

References Index / Index des références

Reference Référence	Page Page.	Reference Référence	Page Page.	Reference Référence	Page Page.	Reference Référence	Page Page.
71-8419-XX-XX	062						
71-8420-XX-XX	062						
71-8421-XX-XX	062						
71-8422-XX-XX	062						
71-8475-XX-XX	066						
71-8476-XX-XX	066						
71-8477-XX-XX	067						
71-8478-XX-XX	067						
71-8487-XX-XX	067						
71-8488-XX-XX	067						
71-8489-XX-XX	065						
71-8490-XX-XX	065						
71-8491-XX-XX	066						
71-8492-XX-XX	066						
71-8493-XX-XX	064						
71-8494-XX-XX	064						
71-8495-XX-XX	065						
71-8496-XX-XX	065						
71-8510-XX-XX	351						
75-5314-XX-XX	487						
75-8076-XX-XX	485						
75-8119-XX-XX	486						
75-8508-XX-XX	487						
PAN-157-XX	359, 419						
PAN-159-XX	467						
PAN-161-XX	419						
PAN-161-XXXX	419						
PAN-175-XX	359						
PAN-176-XX	359, 419						
PAN-177-XX	359, 419						
PAN-178-XX	359						
PAN-179-XX	359, 419						
PAN-181-XX	467						
PAN-183-XX	467						
PAN-184-XX	467						
PAN-219-XX	359, 419						
PAN-232-XX	355						
PAN-233-XX	417						
PAN-234-XX	465						

Important information

Informations importantes

Due to the constant technological developments in LED technology, product technical data may vary over time. We recommend you consult the technical data sheet for each product on our website (www.ledsc4.com) to read more about the latest version.

En raison de l'évolution constante de la technologie LED, les données techniques des produits peuvent varier dans le temps. Nous recommandons de consulter la fiche technique disponible sur le site Internet (www.ledsc4.com) pour disposer d'une version à jour.

All rights reserved. No part of this book may be reproduced in any form, either paper or electronic, without the prior consent of the publisher or the rights holder.

Tous droits réservés. Aucune partie de ce document ne peut être reproduite sous format papier ou électronique sans le consentement préalable de l'éditeur ou du titulaire des droits d'auteur.

Customer Service

Spain

+34 973 468 101
spain@ledsc4.com

Germany

+49 209 882 99 021
deutschland@ledsc4.com

Europe

+34 973 468 102
europe@ledsc4.com

Latin America

+34 973 468 115
latinamerica@ledsc4.com

LedsC4 Centro Innovación Madrid

Pol. Industrial Ventorro del Cano
Calle Cercedilla 11 Nave1
28925 Alcorcón, Madrid

Colombia

Carrera 13, A # 89-53
Oficina 101 – Edificio Farallones
110221 Bogotá

Poland

Leds Polska Sp. z o.o.
Ul. Kasztanowa 44
05-816 Michalowice-Wies POLAND
+48 71 733 64 01
biuro@ledsc4.pl

United Kingdom

Free phone: 0808 234 2641
uk@ledsc4.com

Italy

Toll-free: 800 784 275
italia@ledsc4.com

Asia Pacific

+34 973 468 116
asiapacific@ledsc4.com

Canada

Toll-free: +1-866-5636666
CustomerServiceUS@ledsc4.com

Germany

ImWissenschaftspark
Deutschland GmbH
Munscheidstraße 14
45886 Gelsenkirchen GERMANY
+49 209 882 99 021
deutschland@ledsc4.com

Asia Pacific

8 Robinson Road
#03-00 ASO Building
048544 SINGAPORE
+65 8133 5024

France

+34 973 468 130
france@ledsc4.com

Portugal

+34 973 468 102
portugal@ledsc4.com

Africa

+34 973 468 116
africa@ledsc4.com

United States

Toll-free: +1-888-3710243
CustomerServiceUS@ledsc4.com

Middle East

Fortune Executive Tower
Cluster T - Office 204
Jumeirah Lake Towers
PO 336910 Dubai - UAE
+971 4458 4272

South Africa

Office 111, Regus Business Centre
(AMR Building)
3 Concorde Road East
2007 Bedfordview SOUTH AFRICA
+27100075231
SouthAfrica@ledsc4.com

Press

comunicacion@ledsc4.com

Suppliers

+ 34 973 468 113

Instagram: [instagram.com/leds_c4/](https://www.instagram.com/leds_c4/)
Facebook: [facebook.com/ledsc4.sa](https://www.facebook.com/ledsc4.sa)
LinkedIn: [linkedin.com/company/leds-c4](https://www.linkedin.com/company/leds-c4)
Twitter: twitter.com/ledsc4
Pinterest: [pinterest.com/ledsc4/](https://www.pinterest.com/ledsc4/)

LedsC4 S.A.
Afores s/n 25750 Torà
Lleida – Spain
+34 973 468 100
ledsc4@ledsc4.com



eco-printed
with LED-UV

ledsc4.com

LedsC4 S.A.
Afores s/n 25750 Torà
Lleida - Spain
+34 973 468 100
ledsc4@ledsc4.com

Light
for better
living